



A STATE OF  
CALIFORNIA  
PUBLIC AGENCY

# QUAIL VALLEY WATER DISTRICT

## BOARD OF DIRECTORS

Mike Biglay  
Enrique Lopez  
James Sweany  
Catherine Tate  
Scott Woehrer

### AGENDA FOR A REGULAR MEETING OF THE BOARD OF DIRECTORS OF QUAIL VALLEY WATER DISTRICT

To be held at 24750 Sand Canyon Road, Tehachapi, CA  
Saturday, June 24, 2023, at 8:30 AM.

**All attendees are reminded to follow all State and Local health and safety recommendations and guidance for attending meetings.**

**NOTE:** To comply with the Americans with Disabilities Act, to participate in any Board meeting please contact Dawnette Boatman at 661-822-1923 at least 48 hours prior to a Board meeting to inform us of your needs and to determine if accommodation is feasible.

Agenda item materials are available for public review at the District office, 24750 Sand Canyon Road, Tehachapi. Please contact Dawnette Boatman for public review of materials.

**PUBLIC COMMENT GUIDELINES:** The prescribed time limit per speaker is three minutes. Please refrain from public displays or outbursts such as unsolicited applause, comments, or cheering. Any disruptive activities that substantially interfere with the ability of the District to carry out its meetings will not be permitted and offenders will be requested to leave.

*Each agenda item shall be deemed to include any appropriate motion, resolution, or ordinance to take action on any item.*

*The public shall have an opportunity to comment on non-agenda items at the beginning of the meeting. Public shall have an opportunity to comment on each agenda item prior to any action taken.*

1. Roll Call.
2. Adoption of Agenda.
3. Public comments for NON-agenda items.
4. Consent Calendar:
  - 4.1. Approve Minutes from Regular Meeting of 5/20/2023.
5. Action Items:
  - 5.1. Discussion of monthly financial statements and consideration and possible action to approve payments for May 2023. (General Manager Hardenbrook)
  - 5.2. Update, discussion, and possible action to summons received in Hillcrest Investments, LTD.; et al. vs. Chicago Title Insurance Company; et al., United States

24750 SAND CANYON ROAD • TEHACHAPI, CALIFORNIA 93561 • 661-822-1923 • FAX 661-822-1923  
[www.qvwd.org](http://www.qvwd.org)

District Court for the District of Nevada Civil Action No. 2:22-cv-00406-RFB-VCF.  
(General Manager Hardenbrook)

- 5.3. Update, discussion and possible action on scheduled public hearing to adopt new rate schedule. (General Manager Hardenbrook)
- 5.4. Discussion and possible adopting Resolution 02-2023, **A RESOLUTION OF THE BOARD OF DIRECTORS OF QUAIL VALLEY WATER DISTRICT AFFIRMING OWNERSHIP OF PARCEL 6 OF PARCEL MAP 7697, ACKNOWLEDGING EXISTANCE OF BLOCK WALL ERECTED ON SAID PARCEL, AND ACKNOWLEDGING THAT DISTRICT HAS NO OWNERSHIP INTEREST IN SAID WALL OTHER THAN WHAT MAY EXIST INCIDENT TO OWNERSHIP OF ANY PARCEL WITHIN PARCEL MAP 7697.** (General Manager Hardenbrook)
- 5.5. Discussion of process for the declaration of a Stage 3 water shortage emergency. (General Manager Hardenbrook)
6. Reports of General Manager.
  - 6.1. General Manager's report.
  - 6.2. Update on CSWR acquisition.
  - 6.3. Update on Prop 84 project.
  - 6.4. Update on wells, reservoirs, and system status.
7. Board Members' Requests for Future Agenda Items
8. Adjournment.

4/1/23



A STATE OF CALIFORNIA PUBLIC AGENCY

# QUAIL VALLEY WATER DISTRICT

## BOARD OF DIRECTORS

- Mike Biglay
- Enrique Lopez
- James Sweany
- Catherine Tate
- Scott Woehrer

**MINUTES OF THE SPECIAL MEETING OF THE BOARD OF DIRECTORS OF QUAIL VALLEY WATER DISTRICT**  
 Held at 24750 Sand Canyon Road, Tehachapi, CA  
 Saturday, May 20, 2023 at 8:30 AM.

1. Roll Call.

*Meeting called to order at 9:05 AM. There were present, representing a quorum:*  
*Director Biglay;*  
*Director Sweany;*  
*Director Tate;*  
*Absent were Director Lopez and Director Woehrer.*

2. Adoption of Agenda.

*Director Biglay moved, seconded by Director Tate, to adopt agenda. Motion approved by unanimous assent.*

3. Public comments for NON-agenda items.

*Community member requested District's written affirmation that the existing wall located on Parcel 6 of PM 7697 does not belong to the District but is a community asset constructed by the developer as part of the development of parcels within PM 7697 and that the wall was erected with the knowledge and permission of the property owner of Parcel 6 of PM 7697.*

4. Consent Calendar:

4.1 Approve Minutes from Regular Meeting held on 04/29/2023.

*Director Sweany moved, seconded by Director Biglay to approve consent calendar. Motion approved by unanimous assent.*

5. Closed Session. Adjourn to closed session at 9:10 AM for the following matters:

5.1 Adjourn to closed session: Pursuant to Government Code Section 54956.8, conference with real property negotiator (General Manager Hardenbrook) to discuss negotiation of price and terms of payment for the purchase of well, real property, personal property, and easements located on Parcel 1 of Map 11280.

5.2 Adjourn to closed session: Pursuant to Government Code Section 54956.8, conference with real property negotiator (General Manager Hardenbrook) to discuss negotiation of price and terms of sale with Central States Water Resources acquisition of District facilities.

Return from closed session at 9:13 AM, announce any actions taken in closed session.  
*No reportable actions taken.*

6. Action Items:

- 6.1. Discussion of monthly financial statements and consideration and possible action to approve payments for April 2023. (General Manager Hardenbrook)  
*General Manager Hardenbrook led a review and explanation of financial statements. Director Biglay moved, seconded by Director Sweany, to approve payments for April 2023. Motion approved by unanimous assent.*
- 6.2. Update, discussion, and possible action to summons received in Hillcrest Investments, LTD.; et al. vs. Chicago Title Insurance Company; et al., United States District Court for the District of Nevada Civil Action No. 2:22-cv-00406-RFB-VCF. (General Manager Hardenbrook)  
*No action.*
- 6.3. Discussion and possible action to schedule public hearing to adopt new rate schedule. (General Manager Hardenbrook)  
*Director Biglay motioned, seconded by Director Sweany, to send out proposed rate increase notices to all property owners/tenants with a protest ballot and notice of public hearing 45 days later. Recommend public hearing coincide with the August 26, 2023 Regular Meeting of the Board of Directors. Motion approved by unanimous assent.*
- 6.4. Discussion and possible action adopting resolution 01-2023 **A RESOLUTION OF THE BOARD OF DIRECTORS OF QUAIL VALLEY WATER DISTRICT APPROVING THAT CERTAIN AGREEMENT BY AND BETWEEN QUAIL VALLEY WATER DISTRICT AND CENTRAL STATES WATER RESOURCES FOR THE SALE OF THE DISTRICT'S ASSETS, FACILITIES, AND UTILITY SYSTEM(S), ENTITLED "AGREEMENT FOR SALE OF UTILITY SYSTEM" AND AUTHORIZING GENERAL MANAGER HARDENBROOK TO EXECUTE THE AGREEMENT AND ASSOCIATED SALE DOCUMENTS ON BEHALF OF THE DISTRICT.** (General Manager Hardenbrook)  
*Director Biglay motioned, seconded by Director Sweany to adopt Resolution 01-2023. Motion approved 3 ayes, 0 nays, 2 absent.*

7. Reports of General Manager.

- 7.1 General Manager's report. (General Manager Hardenbrook)  
*General Manager Hardenbrook provided Board with a verbal report.*
- 7.2 Update on Prop 84 project. (General Manager Hardenbrook)  
*General Manager Hardenbrook provided Board with a verbal report.*
- 7.3 Update on wells, reservoirs and system status. (General Manager Hardenbrook)  
*General Manager Hardenbrook provided Board with a verbal report.*

8. Board Members' Requests for Future Agenda Items.  
*None.*

9. Adjournment.

*There being no further business before the Board, Director Biglay moved to adjourn at 9:40AM. Motion approved by unanimous assent.*

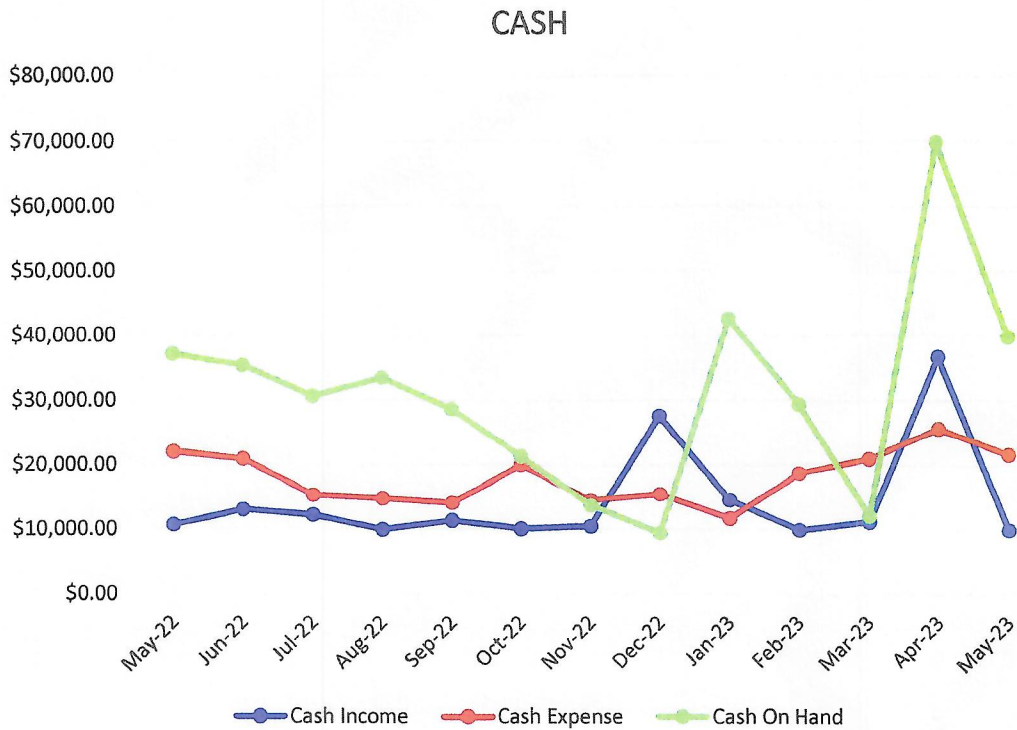
I attest this is a true and complete copy of the minutes of a regular meeting of the Board as read and approved by the Board of Directors of the Quail Valley Water District.

\_\_\_\_\_  
Dawnette Boatman, Secretary

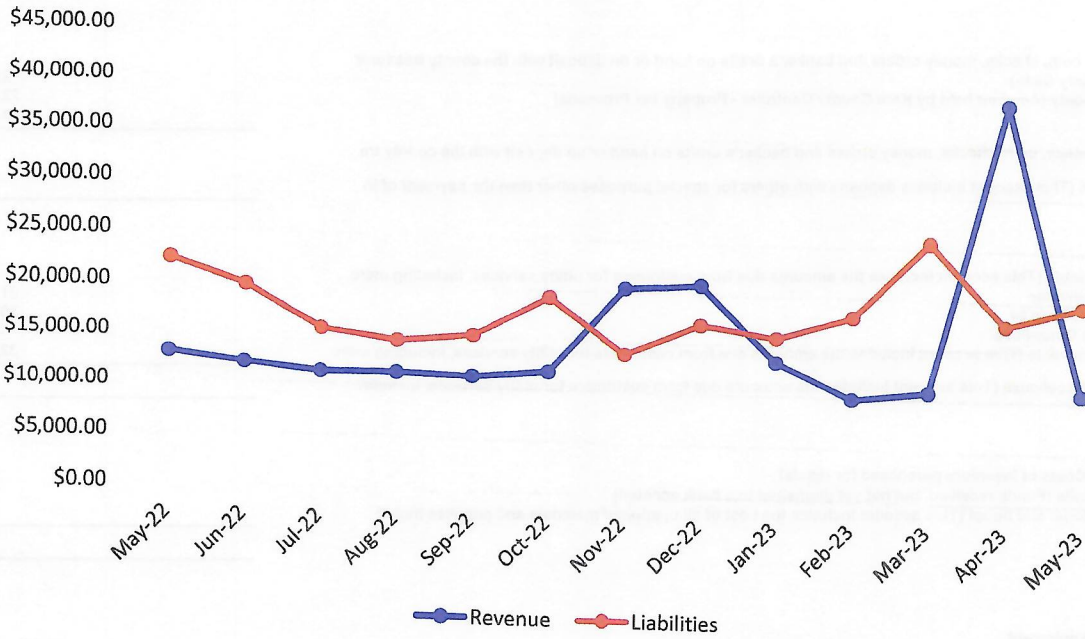
## FINANCIAL REPORT SUMMARY

June 2023

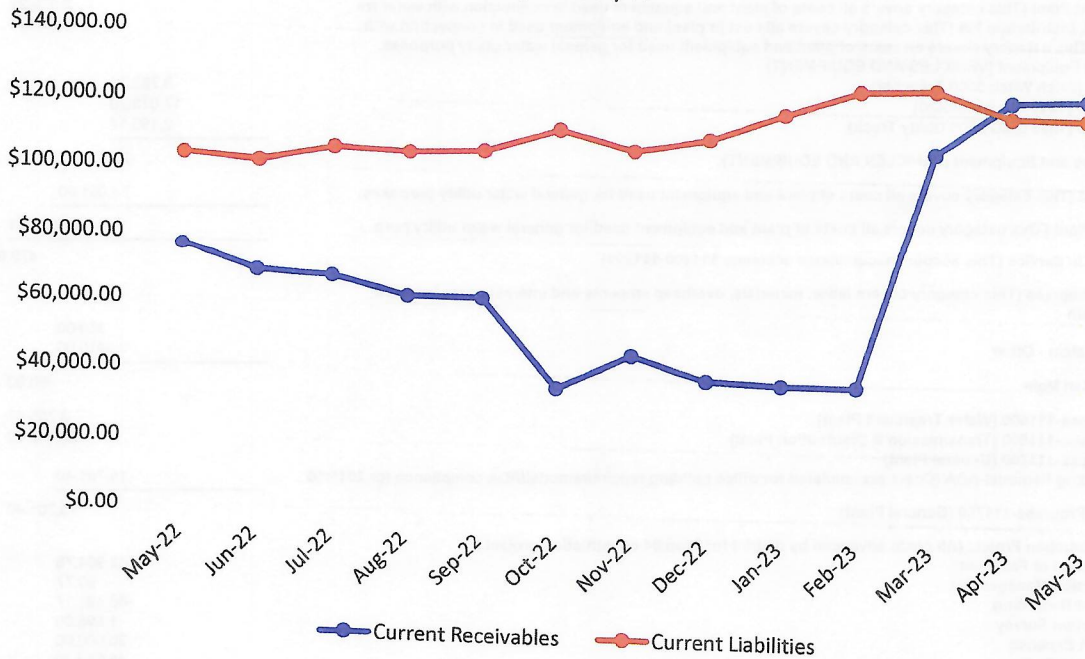
- Current (June 19) cash (Petty Cash, Kern County, Checking Accounts) on hand: \$44,296.50.
- Accounts Receivable as of June 19: \$131,917.93.
- Total current liabilities (6/19/23): \$122,616.85.
- Net income for June: \$7,640.97.
- June operating revenues: \$10,535.93.
- June non-operating revenues: \$33.23.
- June expenses: \$2,928.19.



### P & L



### A/P & A/R



5.16

**Quail Valley Water District**  
**Balance Sheet**  
**As of May 31, 2023**

	May 31, 23
<b>ASSETS</b>	
<b>Current Assets</b>	
<b>Checking/Savings</b>	
131000 · Cash (Currency, coin, checks, money orders and banker's drafts on hand or on deposit with the county treasurer)	
131001 · Petty Cash (Petty Cash)	2,052.92
131002 · Cash-Kern County (Account held by Kern County Controller - Property tax Proceeds)	23,443.20
131003 · Union Bank	14,260.23
<b>Total 131000 · Cash (Currency, coin, checks, money orders and banker's drafts on hand or on deposit with the county tre</b>	<b>39,756.35</b>
133000 · Special Deposits (This account includes deposits with others for special purposes other than the payment of in	-0.02
<b>Total Checking/Savings</b>	<b>39,756.33</b>
<b>Accounts Receivable</b>	
137000 · Accounts Receivable (This account includes the amounts due from customers for utility services, including merc	
137121 · Accounts Receivable	21,314.02
137125 · Accounts Rec - Prop 84	70,631.62
137126 · Accounts Rec-Conn-Fees	690.18
137000 · Accounts Receivable (This account includes the amounts due from customers for utility services, including merc	32,469.28
<b>Total 137000 · Accounts Receivable (This account includes the amounts due from customers for utility services, includin</b>	<b>125,125.10</b>
<b>Total Accounts Receivable</b>	<b>125,125.10</b>
<b>Other Current Assets</b>	
12100 · Inventory Asset (Costs of inventory purchased for resale)	2,450.52
130000 · Undeposited Funds (Funds received, but not yet deposited to a bank account)	1,333.56
146000 · Inventory of Material and Suppl (This account includes the cost of all unapplied materials and supplies includ	24,203.93
<b>Total Other Current Assets</b>	<b>27,988.01</b>
<b>Total Current Assets</b>	<b>192,869.44</b>
<b>Fixed Assets</b>	
110000 · Property, Plant & Equipment	
111000 · Utility Plant In Service (This account accumulates accounts 111100-111999)	
111200 · Land (This account includes the cost of land owned by the district and including rights, interests, and privil	31,216.96
111400 · Pumping Plant (This category covers the cost of plant and equipment in connection with pumping equipment. Incl	
1114151 · Tanganda Booster Relocation (Costs accumulated for relocation of Tanganda Booster Station during 2015/16 fisc	6,252.21
1114161 · Country Cyn Bstr Pump Replacem (Costs accumulated for Country Canyon Booster Pump replacement 2016)	1,692.83
111400 · Pumping Plant (This category covers the cost of plant and equipment in connection with pumping equipment. Incl	22,379.86
<b>Total 111400 · Pumping Plant (This category covers the cost of plant and equipment in connection with pumping equipment</b>	<b>30,324.90</b>
111500 · Water Treatment Plant (This category covers all costs of plant and equipment used in connection with water tre	2,975.22
111600 · Transmission & Distribution Pla (This category covers all cost of plant and equipment used in connection with	318,398.62
111700 · General Plant (This category covers all costs of plant and equipment used for general water utility purposes.	
111710 · Vehicles and Equipment (VEHICLES AND EQUIPMENT)	
1117101 · Trencher (Ditch Witch 3500 Trencher)	3,783.24
1117102 · 1999 Chev (1999 Chevrolet K20)	17,013.20
1117103 · 1989 GMC (1989 GMC 2500 Utility Truck)	2,196.17
<b>Total 111710 · Vehicles and Equipment (VEHICLES AND EQUIPMENT)</b>	<b>22,992.61</b>
111700 · General Plant (This category covers all costs of plant and equipment used for general water utility purposes.	74,031.90
<b>Total 111700 · General Plant (This category covers all costs of plant and equipment used for general water utility purp</b>	<b>97,024.51</b>
<b>Total 111000 · Utility Plant In Service (This account accumulates accounts 111100-111999)</b>	<b>479,940.21</b>
112000 · Construction in Progress (This category covers labor, materials, overhead amounts and interest costs incurred	
1121420 · Equestrian Main	
1121425 · Labor	350.00
1121420 · Equestrian Main - Other	-410.00
<b>Total 1121420 · Equestrian Main</b>	<b>-60.00</b>
112500 · Const In Progress-111500 (Water Treatment Plant)	3,765.47
112600 · Const In Progress-111600 (Transmission & Distribution Plant)	28,582.69
112700 · Const In Progress-111700 (General Plant)	
1127161 · Office Building Remodel-ADA (Costs accumulated for office building repairs/remodel/ADA compliance for 2015/16	15,761.40
<b>Total 112700 · Const In Progress-111700 (General Plant)</b>	<b>15,761.40</b>
1128400 · Prop 84 Construction Project (All costs advanced by district for Prop 84 construction project.)	
1128401 · 1. Construction of Facilities	62,904.78
1128402 · 2. Construction Management	90.77
1128404 · 4. Easement Recording	-66,491.17
1128406 · 6. Construction Survey	1,595.00
1128411 · Overbudget Expense	20,000.00
1128412 · Unreimbursed Costs	45,969.39
1128400 · Prop 84 Construction Project (All costs advanced by district for Prop 84 construction project.) - Other	-4,000.00
<b>Total 1128400 · Prop 84 Construction Project (All costs advanced by district for Prop 84 construction project.)</b>	<b>60,068.77</b>
112000 · Construction in Progress (This category covers labor, materials, overhead amounts and interest costs incurred	121,605.89
<b>Total 112000 · Construction in Progress (This category covers labor, materials, overhead amounts and interest costs inc</b>	<b>229,724.22</b>
114000 · Other Physical Property (This account includes the cost of land, structures, and equipment owned by the distri	65,000.00



Quail Valley Water District
Balance Sheet
As of May 31, 2023

Table with columns for account descriptions and values for May 31, 23. Includes sections for Fixed Assets, Other Assets, Total Assets, and Liabilities & Equity.

Quail Valley Water District
Balance Sheet
As of May 31, 2023

Table with columns for account descriptions and values for May 31, 23. Rows include Payroll Liabilities, Deferred Credits, Current Liabilities, Long Term Liabilities, Equity, and TOTAL LIABILITIES & EQUITY.

# Quail Valley Water District Statement of Cash Flows May 2023

	May 23
<b>OPERATING ACTIVITIES</b>	
Net Income	
Adjustments to reconcile Net Income to net cash provided by operations:	-28,884.63
137000 · Accounts Receivable	419.07
137000 · Accounts Receivable:137121 · Accounts Receivable	-1,319.01
137000 · Accounts Receivable:137126 · Accounts Rec-Conn-Fees	-114.32
12100 · Inventory Asset	-77.72
222000 · Accounts Payable	-3,493.70
222200 · Acc Payable - Cal Cards	-2,873.50
222200 · Acc Payable - Cal Cards:222201 · 4344 Acc Payable-CalCard-Randy	561.42
222200 · Acc Payable - Cal Cards:222207 · 6227 Izzy - Cal Card	241.68
222200 · Acc Payable - Cal Cards:222208 · 6201 Dawnette - Cal Card	1,381.75
222200 · Acc Payable - Cal Cards:222209 · 6482 Matt - Cal Card	90.75
2110 · Direct Deposit Liabilities	3,444.55
229000 · Taxes Accrued:229331 · 331 - Federal Taxes	682.48
229000 · Taxes Accrued:229333 · 333 - Calif State Taxes	5.54
Net cash provided by Operating Activities	-29,935.64
<b>INVESTING ACTIVITIES</b>	
120000 · Investments, Restricted Assets:125000 · Other Long-Term Assets:125100 · A/R Connection Fees	95.29
Net cash provided by Investing Activities	95.29
Net cash increase for period	-29,840.35
Cash at beginning of period	70,930.24
Cash at end of period	41,089.89

## Quail Valley Water District Statement of Cash Flows July 2022 through May 2023

	Jul '22 - May 23
<b>OPERATING ACTIVITIES</b>	
Net Income	-40,232.07
Adjustments to reconcile Net Income to net cash provided by operations:	
137000 · Accounts Receivable	-27,949.82
137000 · Accounts Receivable:137121 · Accounts Receivable	261.87
137000 · Accounts Receivable:137125 · Accounts Rec - Prop 84	7,019.04
137000 · Accounts Receivable:137126 · Accounts Rec-Conn-Fees	-207.47
12100 · Inventory Asset	-1,299.09
146000 · Inventory of Material and Suppl	-4,754.10
222000 · Accounts Payable	15,365.33
222100 · Acc Payable -Visa Cards	-8.49
222100 · Acc Payable -Visa Cards:222104 · 3542 - Acc Payable-FNBO-Randy	8.49
222200 · Acc Payable - Cal Cards	-34,075.24
222200 · Acc Payable - Cal Cards:222201 · 4344 Acc Payable-CalCard-Randy	17,440.45
222200 · Acc Payable - Cal Cards:222207 · 6227 Izzy - Cal Card	4,859.77
222200 · Acc Payable - Cal Cards:222208 · 6201 Dawnette - Cal Card	10,468.45
222200 · Acc Payable - Cal Cards:222209 · 6482 Matt - Cal Card	1,371.17
226000 · Deposits:226200 · Service Connection/Meter Deposi	310.08
229000 · Taxes Accrued:229331 · 331 - Federal Taxes	430.74
229000 · Taxes Accrued:229333 · 333 - Calif State Taxes	-74.24
230000 · Other Current Liabilities:230101 · Loan-Hardenbrook	2,000.00
230000 · Other Current Liabilities:230102 · May 2018 Voluntary Rate Increas	-406.48
<b>Net cash provided by Operating Activities</b>	<b>-49,471.61</b>
<b>INVESTING ACTIVITIES</b>	
110000 · Property, Plant & Equipment:111000 · Utility Plant In Service:111700 · General Plant:111710 · Vehicles and Equ	-1,746.90
110000 · Property, Plant & Equipment:111000 · Utility Plant In Service:111700 · General Plant:111710 · Vehicles and Equ	-2,196.17
110000 · Property, Plant & Equipment:112000 · Construction in Progress	-330.00
110000 · Property, Plant & Equipment:112000 · Construction in Progress:1128400 · Prop 84 Construction Project	5,000.00
120000 · Investments, Restricted Assets:125000 · Other Long-Term Assets:125100 · A/R Connection Fees	1,025.58
<b>Net cash provided by Investing Activities</b>	<b>1,752.51</b>
<b>FINANCING ACTIVITIES</b>	
250000 · Contributed Capital	13,760.00
250000 · Contributed Capital:251000 · Contrib In Aid Of Cons-Plant:251100 · ContributionsInAid-Plant-State	5,953.92
250000 · Contributed Capital:251000 · Contrib In Aid Of Cons-Plant:251400 · ContributionsInAid-Plant-Other	28,000.00
<b>Net cash provided by Financing Activities</b>	<b>47,713.92</b>
<b>Net cash increase for period</b>	<b>-5.18</b>
<b>Cash at beginning of period</b>	<b>41,095.07</b>
<b>Cash at end of period</b>	<b>41,089.89</b>

# Quail Valley Water District Profit & Loss

May 2023

	May 23
Ordinary Income/Expense	
Income	
410000 · Operating Revenues (Revenue related to District operations)	
411000 · Water Sales (This account accumulates all costs in accounts 401110-4011799.)	
411100 · Water Sales - Residential (This account includes revenues earned from water supplied to single or multi...)	9,391.67
Total 411000 · Water Sales (This account accumulates all costs in accounts 401110-4011799.)	9,391.67
421000 · Water Services (This account accumulates all costs in accounts 402110-402159.)	
421500 · Water Services-Other (This account includes billings for customer installations of meters and service co...)	
421550 · Late Fees	213.61
Total 421500 · Water Services-Other (This account includes billings for customer installations of meters and serv...)	213.61
421515 · 515 - Account Transfer Fee	450.00
Total 421000 · Water Services (This account accumulates all costs in accounts 402110-402159.)	663.61
Total 410000 · Operating Revenues (Revenue related to District operations)	10,055.28
490000 · Non-Operating Revenues (This account accumulates all costs from accounts 409100-409899.)	
491000 · Non-Operating Revenue - Rents (This account includes all rent revenues from land, buildings, or other pro...)	25.00
492000 · Non-Operating - Interest Revenu (This account includes interest revenues on special deposits, loans, note...)	148.35
493000 · Taxes and Assessments (This account accumulates all charges from accounts 409305-409365.)	
493050 · Property Taxes-Current Secured (All taxes apportioned as a result of levies made against the unsecured...)	103.16
493100 · Property Taxes-Current Unsecured (All taxes apportioned as a result of levies made against the unsecured...)	48.76
493200 · Property Taxes-Prior Unsecured (All taxes apportioned as a result of levies made against the unsecured...)	0.78
493450 · Penalties and Costs On Delinque (Include all amounts apportioned as a result of penalties and costs ch...)	0.94
493500 · Supplemental Property Taxes-Cur (Property tax revenues(secured and unsecured) received pursuant to ...)	200.63
493600 · Supplemental-Prior Taxes & Pena (Prior year supplemental roll property taxes, interest and penalties.)	2.84
Total 493000 · Taxes and Assessments (This account accumulates all charges from accounts 409305-409365.)	357.11
498000 · Other Non-Operating Revenues (This account includes all non-operating revenues, which are not properly ...)	
498530 · 530 - Miscellaneous	123.76
Total 498000 · Other Non-Operating Revenues (This account includes all non-operating revenues, which are not pro...)	123.76
Total 490000 · Non-Operating Revenues (This account accumulates all costs from accounts 409100-409899.)	654.22
Total Income	10,709.50
Gross Profit	10,709.50
Expense	
Merchant deposit fees	
500000 · Operating Expenses	188.58
510000 · Source of Supply	
511000 · Supervision, Labor & Expense (This account includes the cost of labor and materials used and expenses...)	0.00
512000 · Maintenance-Structure & Improve (This account includes the cost of labor and materials used and expe...)	0.00
Total 510000 · Source of Supply	0.00
520000 · Pumping (521000-Operation of pumping plant. 522000-Operation & maintenance of pumping plant. 523000-...)	
521000 · Supervision, Labor & Expense (This account includes the cost of labor and materials used and expense...)	0.00
522000 · Maintenance-Structures & Improv (This account includes the costs of labor and materials used and exp...)	
522661 · Wages-Maintenance, Pumping (Wages and salaries related to maintenance of pumping facilities.)	135.00
Total 522000 · Maintenance-Structures & Improv (This account includes the costs of labor and materials used an...)	135.00
523000 · Fuel or Power Purchased-Pumping (This account includes the cost of fuel or power purchased which is ...)	
523103 · SCE Montclair 1	301.17
523108 · SCE Tangan/Bloemfontein	-25.74
523111 · SCE Hackamore	46.85
523273 · SCE Country CynBooster	-24.01
Total 523000 · Fuel or Power Purchased-Pumping (This account includes the cost of fuel or power purchased wh...)	298.27
Total 520000 · Pumping (521000-Operation of pumping plant. 522000-Operation & maintenance of pumping plant. 523...)	433.27

Quail Valley Water District  
 Profit & Loss  
 May 2023

	May 23
570000 · Other Operating Expenses	
572000 · Taxes (This account includes the amount of federal, state, county, municipal and other taxes, which are ...)	22.61
<b>Total 570000 · Other Operating Expenses</b>	<b>22.61</b>
<b>Total 500000 · Operating Expenses</b>	<b>12,216.95</b>
660000 · Payroll Expenses (Payroll expenses)	7,188.60
<b>Total Expense</b>	<b>19,594.13</b>
<b>Net Ordinary Income</b>	<b>-8,884.63</b>
<b>Other Income/Expense</b>	
Other Expense	
800000 · Ask My Accountant (Transactions to be discussed with accountant, consultant, or tax preparer)	20,000.00
<b>Total Other Expense</b>	<b>20,000.00</b>
<b>Net Other Income</b>	<b>-20,000.00</b>
<b>Net Income</b>	<b>-28,884.63</b>

**Quail Valley Water District**  
**Profit & Loss**  
 July 2022 through May 2023

	Jul '22 - May 23
<b>Ordinary Income/Expense</b>	
<b>Income</b>	
410000 · Operating Revenues (Revenue related to District operations)	
411000 · Water Sales (This account accumulates all costs in accounts 401110-4011799.)	
411100 · Water Sales - Residential (This account includes revenues earned from water supplied to single or multiple fam	105,769.57
<b>Total 411000 · Water Sales (This account accumulates all costs in accounts 401110-4011799.)</b>	<b>105,769.57</b>
421000 · Water Services (This account accumulates all costs in accounts 402110-402159.)	
421500 · Water Services-Other (This account includes billings for customer installations of meters and service connecti	
421511 · 511 - Connection Fee	
421550 · Late Fees	10,000.00
421570 · Returned Check Charges	2,604.74
421580 · Disconnect Notice Fee	30.00
421590 · Disconnection Fee	540.00
<b>Total 421500 · Water Services-Other (This account includes billings for customer installations of meters and service co</b>	<b>14,174.74</b>
421515 · 515 - Account Transfer Fee	
<b>Total 421000 · Water Services (This account accumulates all costs in accounts 402110-402159.)</b>	<b>1,200.00</b>
<b>Total 410000 · Operating Revenues (Revenue related to District operations)</b>	<b>15,374.74</b>
490000 · Non-Operating Revenues (This account accumulates all costs from accounts 409100-409899.)	121,144.31
491000 · Non-Operating Revenue - Rents (This account includes all rent revenues from land, buildings, or other property	
492000 · Non-Operating - Interest Revenu (This account includes interest revenues on special deposits, loans, notes, ad	6,300.00
493000 · Taxes and Assessments (This account accumulates all charges from accounts 409305-409365.)	1,255.10
493050 · Property Taxes-Current Secured (All taxes apportioned as a result of levies made against the unsecured roll of	
493100 · Property Taxes-Current Unsecured (All taxes apportioned as a result of levies made against the unsecured roll o	40,698.06
493200 · Property Taxes-Prior Unsecured (All taxes apportioned as a result of levies made against the unsecured roll o	4,312.64
493350 · Property Assessments (Non ad valorem levies made against property in the district on a per unit, parcel, acre,	130.20
493450 · Penalties and Costs On Delinque (Include all amounts apportioned as a result of penalties and costs charged ag	400.00
493500 · Supplemental Property Taxes-Cur (Property tax revenues(secured and unsecured) received pursuant to Chapter 3 o	19.07
493600 · Supplemental-Prior Taxes & Pena (Prior year supplemental roll property taxes, interest and penalties.)	980.77
<b>Total 493000 · Taxes and Assessments (This account accumulates all charges from accounts 409305-409365.)</b>	<b>82.13</b>
495000 · Intergovernmental Revenues (This account accumulates all costs in accounts 4095100-4095359.)	46,622.87
495200 · Homeowners Property Tax Relief (This account includes amount received from the State to compensate the distric	
<b>Total 495000 · Intergovernmental Revenues (This account accumulates all costs in accounts 4095100-4095359.)</b>	<b>138.62</b>
498000 · Other Non-Operating Revenues (This account includes all non-operating revenues, which are not properly includi	
498530 · 530 - Miscellaneous	
<b>Total 498000 · Other Non-Operating Revenues (This account includes all non-operating revenues, which are not properly i</b>	<b>529.68</b>
<b>Total 490000 · Non-Operating Revenues (This account accumulates all costs from accounts 409100-409899.)</b>	<b>529.68</b>
<b>Total Income</b>	<b>54,846.27</b>
<b>Cost of Goods Sold</b>	175,990.58
50000 · Cost of Goods Sold (Costs of items purchased and then sold to customers)	
<b>Total COGS</b>	<b>9,342.67</b>
<b>Gross Profit</b>	<b>9,342.67</b>
<b>Expense</b>	166,647.91
Merchant deposit fees	
500000 · Operating Expenses	
510000 · Source of Supply	2,197.16
511000 · Supervision, Labor & Expense (This account includes the cost of labor and materials used and expenses incurred	
512000 · Maintenance-Structure & Improve (This account includes the cost of labor and materials used and expenses incur	37.50
<b>Total 510000 · Source of Supply</b>	<b>40.00</b>
520000 · Pumping (521000-Operation of pumping plant. 522000-Operation & maintenance of pumping plant. 523000-Energy c	
521000 · Supervision, Labor & Expense (This account includes the cost of labor and materials used and expenses incurred	
522000 · Maintenance-Structures & Improv (This account includes the costs of labor and materials used and expenses incurred	0.00
522661 · Wages-Maintenance, Pumping (Wages and salaries related to maintenance of pumping facilities.)	
522000 · Maintenance-Structures & Improv (This account includes the costs of labor and materials used and expenses incur	827.50
<b>Total 522000 · Maintenance-Structures &amp; Improv (This account includes the costs of labor and materials used and expense</b>	<b>157.70</b>
523000 · Fuel or Power Purchased-Pumping (This account includes the cost of fuel or power purchased which is used direc	985.20
523103 · SCE Montclair 1	
523108 · SCE Tangan/Bloemfontein	2,602.27
523111 · SCE Hackamore	-131.11
523273 · SCE Country CynBooster	199.40
<b>Total 523000 · Fuel or Power Purchased-Pumping (This account includes the cost of fuel or power purchased which is used</b>	<b>-119.86</b>
<b>Total 520000 · Pumping (521000-Operation of pumping plant. 522000-Operation &amp; maintenance of pumping plant. 523000-En</b>	<b>2,550.70</b>
	<b>3,535.90</b>

Quail Valley Water District  
**Profit & Loss**  
 July 2022 through May 2023

	Jul '22 - May 23
568640 · Op Expenses Auto	
568641 · Repair & Main-Auto	106.43
568642 · Small Tools & Supplies	2,520.10
568645 · Repair & Main-Equip	1,124.44
568646 · Fuel - Auto	2,956.63
568647 · Waste Disposal	13.34
568640 · Op Expenses Auto - Other	-149.00
<b>Total 568640 · Op Expenses Auto</b>	<b>6,571.94</b>
<b>Total 568000 · Maintenance-General Plant (This account includes the costs assignable to customer accounts, sales and ad</b>	<b>9,777.34</b>
569000 · Other (This account includes all general and administrative expenses which are not properly includable in acc	
560000 · Administrative & General - Other	-10.00
<b>Total 560000 · Administrative &amp; General</b>	<b>100,181.89</b>
570000 · Other Operating Expenses	
572000 · Taxes (This account includes the amount of federal, state, county, municipal and other taxes, which are proper	
<b>Total 570000 · Other Operating Expenses</b>	<b>1,397.76</b>
500000 · Operating Expenses - Other	1,397.76
<b>Total 500000 · Operating Expenses</b>	<b>0.63</b>
600000 · Nonoperating Expenses	127,867.27
604000 · Other Nonoperating Expenses (This account includes all nonoperating expenses which are not properly includible	
<b>Total 600000 · Nonoperating Expenses</b>	<b>630.35</b>
660000 · Payroll Expenses (Payroll expenses)	630.35
660010 · Bank Service Charges	61,175.20
<b>Total Expense</b>	<b>10.00</b>
<b>Net Ordinary Income</b>	<b>191,879.98</b>
Other Income/Expense	-25,232.07
Other Expense	
800000 · Ask My Accountant (Transactions to be discussed with accountant, consultant, or tax preparer)	15,000.00
<b>Total Other Expense</b>	<b>15,000.00</b>
<b>Net Other Income</b>	<b>-15,000.00</b>
<b>Net Income</b>	<b>-40,232.07</b>



# Quail Valley Water District

6/14/2023 10:31 AM

Register: 131000 · Cash:131003 · Union Bank

From 04/29/2023 through 05/26/2023

Sorted by: Date, Type, Number/Ref

Date	Number	Payee	Account	Memo	Payment	C	Deposit	Balance
04/29/2023	CCADJ		Merchant deposit fees	Batch Fee ID=...	4.85	X		44,306.31
04/30/2023			130000 · Undeposited ...	Deposit		X	160.84	44,467.15
04/30/2023			130000 · Undeposited ...	Deposit		X	242.80	44,709.95
04/30/2023	CCADJ		130000 · Undeposited ...	Deposit		X	129.92	44,839.87
05/01/2023			Merchant deposit fees	Batch Fee ID=...	14.73	X		44,825.14
05/01/2023			-split-	Deposit		X	349.92	45,175.06
05/01/2023	CCADJ		Merchant deposit fees	Batch Fee ID=...	13.15	X		45,161.91
05/01/2023	DD1437	Isaias R Villafana	-split-	Direct Deposit		X		45,161.91
05/01/2023	DD1438	Matthew B Lucas	-split-	Direct Deposit		X		45,161.91
05/01/2023	DD1439	Randy D Hardenbrook	-split-	Direct Deposit		X		45,161.91
05/01/2023	10810	Dawnette Boatman	-split-	Direct Deposit		X		45,161.91
05/02/2023			130000 · Undeposited ...	Deposit	443.28	X		44,718.63
05/02/2023			133000 · Special Depo...	Deposit		X	217.06	44,935.69
05/02/2023	Auto Pay	Southern Calif Edison	222000 · Accounts Pay...	0514 - Hackam...	6.15	X	0.02	44,935.71
05/02/2023	Auto Pay	Southern Calif Edison	222000 · Accounts Pay...	4719 - Office, ...	311.92	X		44,929.56
05/02/2023	CCADJ		Merchant deposit fees	Batch Fee ID=...	7.90	X		44,617.64
05/03/2023		4-8589:Graham, Vada	137000 · Accounts Rec...	3/2/23 - Payme...	110.00			44,609.74
05/03/2023			130000 · Undeposited ...	Deposit		X	368.22	44,867.96
05/03/2023	CCADJ		Merchant deposit fees	Batch Fee ID=...	13.19	X		44,854.77
05/03/2023	10811	CA SDU	24000 · Payroll Liabilit...	Lucas, Matthe...	177.69	X		44,677.08
05/04/2023			130000 · Undeposited ...	Deposit		X	123.28	44,800.36
05/04/2023			-split-	Deposit		X	226.64	45,027.00
05/04/2023	CCADJ		Merchant deposit fees	Batch Fee ID=...	13.14	X		45,013.86
05/05/2023			130000 · Undeposited ...	Deposit		X	129.92	45,143.78
05/05/2023			130000 · Undeposited ...	Deposit		X	129.92	45,273.70
05/05/2023	CCADJ		Merchant deposit fees	Batch Fee ID=...	7.85	X		45,265.85
05/06/2023			-split-	Deposit		X	272.55	45,538.40
05/06/2023	CCADJ		Merchant deposit fees	Batch Fee ID=...	7.15	X		45,531.25
05/07/2023			130000 · Undeposited ...	Deposit		X	220.00	45,751.25
05/07/2023			130000 · Undeposited ...	Deposit		X	110.00	45,861.25
05/07/2023			130000 · Undeposited ...	Deposit		X	116.64	45,977.89
05/08/2023			-split-	Deposit		X	549.12	46,527.01
05/08/2023	Auto Pay	Southern Calif Edison	222000 · Accounts Pay...	2214 - Montcla...	254.99	X		46,272.02
05/08/2023	CCADJ		Merchant deposit fees	Batch Fee ID=...	26.11	X		46,245.91
05/09/2023			-split-	Deposit		X	226.64	46,472.55
05/09/2023	CCADJ		Merchant deposit fees	Batch Fee ID=...	8.53	X		46,464.02
05/09/2023	E-pay	UNITED STATES T...	-split-	77-0328828 Q...	1,787.66	X		44,676.36
05/09/2023	E-pay	EMPLOYMENT DE...	-split-	698-1692-4 Q...	106.69	X		44,569.67
05/09/2023	E-pay	EMPLOYMENT DE...	-split-	698-1692-4 Q...	216.35	X		44,353.32
05/10/2023			-split-	Deposit		X	1,349.05	45,702.37

Quail Valley Water District

6/14/2023 10:31 AM

Register: 131000 · Cash:131003 · Union Bank

From 04/29/2023 through 05/26/2023

Sorted by: Date, Type, Number/Ref

Date	Number	Payee	Account	Memo	Payment	C	Deposit	Balance
05/10/2023			130000 · Undeposited ...	Deposit		X	123.28	45,825.65
05/10/2023	CCADJ		Merchant deposit fees	Batch Fee ID=...	4.61	X		45,821.04
05/12/2023		QuickBooks Payroll ...	2110 · Direct Deposit ...	Created by Pay...	3,796.24	X		42,024.80
05/15/2023			130000 · Undeposited ...	Deposit		X	136.56	42,161.36
05/15/2023	CCADJ		Merchant deposit fees	Batch Fee ID=...	5.08	X		42,156.28
05/15/2023	DD1440	Isaias R Villafana	-split-	Direct Deposit		X		42,156.28
05/15/2023	DD1441	Matthew B Lucas	-split-	Direct Deposit		X		42,156.28
05/15/2023	DD1442	Randy D Hardenbrook	-split-	Direct Deposit		X		42,156.28
05/15/2023	10812	Dawnette Boatman	-split-		521.78	X		41,634.50
05/16/2023			-split-	Deposit		X	419.39	42,053.89
05/16/2023	CCADJ		Merchant deposit fees	Batch Fee ID=...	15.58	X		42,038.31
05/16/2023	10813	Bill R. Walker CPA	222000 · Accounts Pay...	Preparation of ...	1,675.00	X		40,363.31
05/17/2023	10814	CA SDU	24000 · Payroll Liabilit...	Lucas, Matthe...	142.15	X		40,221.16
05/18/2023			500000 · Operating Ex...	Deposit		X	186.01	40,407.17
05/18/2023			-split-	Deposit		X	719.68	41,126.85
05/19/2023			130000 · Undeposited ...	Deposit		X	116.64	41,243.49
05/19/2023			130000 · Undeposited ...	Deposit		X	136.56	41,380.05
05/19/2023	CCADJ		Merchant deposit fees	Batch Fee ID=...	9.46	X		41,370.59
05/20/2023			130000 · Undeposited ...	Deposit		X	169.76	41,540.35
05/22/2023			130000 · Undeposited ...	Deposit		X	183.04	41,723.39
05/22/2023	CCADJ		Merchant deposit fees		6.24	X		41,717.15
05/23/2023			130000 · Undeposited ...	Deposit		X	400.51	42,117.66
05/23/2023			-split-	Deposit		X	365.76	42,483.42
05/23/2023	CCADJ		Merchant deposit fees		6.71	X		42,476.71
05/24/2023			490000 · Non-Operatin...	Deposit		X	123.76	42,600.47
05/24/2023			130000 · Undeposited ...	Deposit		X	103.36	42,703.83
05/24/2023	ccadj		Merchant deposit fees		28.02	X		42,675.81
05/24/2023	01044908	Quail Valley - Prop 8...	800000 · Ask My Acco...		20,000.00	X		22,675.81
05/25/2023			130000 · Undeposited ...	Deposit		X	209.60	22,885.41
05/25/2023	CCADJ		Merchant deposit fees		3.92	X		22,881.49
05/25/2023	V0F91G...	BSK Associates	222000 · Accounts Pay...		608.00			22,273.49
05/25/2023	V0F91F...	Belden Blane Raytis,...	222000 · Accounts Pay...		1,856.25			20,417.24
05/25/2023	V0F91G...	U. S. Bank - Cal Card	222000 · Accounts Pay...		3,805.26	X		16,611.98
05/25/2023	V0F91G...	CALNET3	222000 · Accounts Pay...		192.09			16,419.89
05/26/2023		QuickBooks Payroll ...	2110 · Direct Deposit ...	Created by Pay...	3,109.06	X		13,310.83

# Quail Valley Water District Reconciliation Summary

131003 - Union Bank, Period Ending 05/26/2023

	<u>May 26, 23</u>
Beginning Balance	
Cleared Transactions	52,264.08
Checks and Payments - 37 items	-45,033.62
Deposits and Credits - 44 items	8,667.13
Total Cleared Transactions	<u>-36,366.49</u>
Cleared Balance	<u>15,897.59</u>
Uncleared Transactions	
Checks and Payments - 6 items	-2,811.08
Deposits and Credits - 2 items	224.32
Total Uncleared Transactions	<u>-2,586.76</u>
Register Balance as of 05/26/2023	<u>13,310.83</u>
New Transactions	
Checks and Payments - 4 items	-795.44
Deposits and Credits - 4 items	1,891.39
Total New Transactions	<u>1,095.95</u>
Ending Balance	<u>14,406.78</u>

STATEMENT OF ACCOUNTS

UNION BANK  
STOCKDALE VILLAGE 0441  
P.O. BOX 60368  
PHOENIX

AZ 85082-0368

Page 1 of 3

Statement Number: 2740026359

4/29/23 - 5/26/23

Telephone Banking

For 24-hour Automated Direct Service

800-238-4486

800-826-7345(TDD)

Representatives are available

Monday through Saturday

To open additional accounts,

or apply for loans, call your

banking office at 661-322-5035

You may also access your account online  
at unionbank.com

Thank you for banking with us  
since 2014



CY19M 210000 0031912-142423 536551  
QUAIL VALLEY WATER DISTRICT  
24750 SAND CANYON RD  
TEHACHAPI CA 93561-8115

Union Bank is now U.S. Bank. This is your final Union Bank statement and includes all activity on your account from your last statement through May 26, 2023. If you have any questions, please visit your local branch or call 877-276-7221.

**BUSINESS ESSENTIALS CHECKING SUMMARY**

Days in statement period: 28

Account Number: 2740026359


Balance on 4/29	\$		52,264.08
Additions			8,667.13
Subtractions			-45,033.62
Checks		-11,420.80	
Payments		-33,612.82	
Balance on 5/26	\$		15,897.59
Statement Average Ledger Balance	\$		42,765.10

The Monthly Service Charge on your account has been waived this statement period.

**Additions**

Date	Description	Reference	Amount
5/1	INTUIT 86808675 DEPOSIT CCD 524771992259814	57818396	\$ 129.92 ✓
5/1	INTUIT 70467545 DEPOSIT CCD 524771992259814	57947930	350.68 ✓
5/1	INTUIT 87890475 DEPOSIT CCD 524771992259814	57818588	403.64 ✓
5/2	MERCH BANKCARD NET SETLMT CCD 520004786673	50272729	0.02 ✓
5/2	INTUIT 92266555 DEPOSIT CCD 524771992259814	50270247	349.92 ✓
5/3	INTUIT 10930535 DEPOSIT CCD 524771992259814	51808871	217.06 ✓
5/4	INTUIT 17839075 DEPOSIT CCD 524771992259814	52954954	368.22 ✓
5/5	INTUIT 25861885 DEPOSIT CCD 524771992259814	54305457	349.92 ✓
5/8	INTUIT 26495575 DEPOSIT CCD 524771992259814	55532589	259.84 ✓
5/8	INTUIT 35141985 DEPOSIT CCD 524771992259814	55390919	330.00 ✓
5/9	INTUIT 39635825 DEPOSIT CCD 524771992259814	57214479	821.67 ✓
5/10	OFFICE DEPOSIT	75775707	1,349.05 ✓
5/10	INTELLIPAY DISBURSE CCD D1333226	58440438	116.64 ✓
5/10	INTUIT 49441515 DEPOSIT CCD 524771992259814	58420388	226.64 ✓
5/11	INTUIT 59765485 DEPOSIT CCD 524771992259814	59526171	123.28 ✓
5/16	INTUIT 83227115 DEPOSIT CCD 524771992259814	53600400	136.56 ✓
5/17	INTUIT 90972195 DEPOSIT CCD 524771992259814	54829394	419.39 ✓
5/18	OFFICE DEPOSIT	76532292	186.01 ✓
5/18	OFFICE DEPOSIT	76532277	719.68 ✓
5/22	INTUIT 15325215 DEPOSIT CCD 524771992259814	58213570	169.76 ✓
5/22	INTUIT 13030235 DEPOSIT CCD 524771992259814	58296186	253.20 ✓
5/23	INTUIT 24860515 DEPOSIT CCD 524771992259814	59896765	183.04 ✓
5/24	INTUIT 30240265 DEPOSIT CCD 524771992259814	51099104	766.27 ✓

FORW 03400 (Rev 07/2021)




Additions		Date	Description	Reference	Amount
continued		5/25	INTUIT 39482605 DEPOSIT CCD 524771992259814	52479409	\$ 103.36 ✓
		5/25	USB AP PAYMENT AP PAYMENT PPD *****0216	52706944	123.76 ✓
		5/26	MERCH BANKCARD NET SETLMT CCD 520004786673	53734501	209.60 ✓
		<b>Total</b>			<b>\$ 8,667.13</b>

Checks		Number	Date	Reference	Amount	Number	Date	Reference	Amount
		8952	5/5	08268210	\$ 8,411.00 ✓	10812	5/16	06801502	\$ 521.78 ✓
		8953	5/1	07576180	49.90 ✓	10813	5/18	06807914	1,675.00 ✓
		10810*	5/3	07523940	443.28 ✓	10814	5/23	29250576	142.15 ✓
		10811	5/8	27000966	177.69 ✓	<b>Total</b>			<b>\$ 11,420.80</b>

\* Checks missing in sequence. Out of sequence check numbers may also be located in the Payments section of your statement.

Payments		Date	Description	Account code	Reference	Amount
online and electronic banking		5/1	INTUIT 79553725 TRAN FEE CCD 524771992259814		57817426	\$ 4.85 ✓
		5/1	INTUIT 63082335 TRAN FEE CCD 524771992259814		57947300	11.79 ✓
		5/1	INTUIT 80574995 TRAN FEE CCD 524771992259814		57817618	14.73 ✓
		5/2	SO CAL EDISON CO DIRECTPAY CCD 700202464407		58656022	6.15 ✓
		5/2	INTUIT 84895295 TRAN FEE CCD 524771992259814		50267567	13.15 ✓
		5/2	SO CAL EDISON CO DIRECTPAY CCD 700297124986		58656023	311.92 ✓
		5/3	INTUIT 05462375 TRAN FEE CCD 524771992259814		51807865	7.90 ✓
		5/4	INTUIT 12425575 TRAN FEE CCD 524771992259814		52953704	13.19 ✓
		5/5	INTUIT 20414585 TRAN FEE CCD 524771992259814		54304271	13.14 ✓
		5/8	INTUIT 29568005 TRAN FEE CCD 524771992259814		55390091	7.15 ✓
		5/8	INTUIT 21010545 TRAN FEE CCD 524771992259814		55531719	7.85 ✓
		5/8	SO CAL EDISON CO DIRECTPAY CCD 700157682638		54759220	254.99 ✓
		5/9	INTUIT 34140185 TRAN FEE CCD 524771992259814		57214041	26.11 ✓
		5/10	INTUIT 44138005 TRAN FEE CCD 524771992259814		58419196	8.53 ✓
		5/11	INTUIT 54485195 TRAN FEE CCD 524771992259814		59537260	4.61 ✓
		5/11	EMPLOYMENT DEVEL EDD EFTPMT CCD 1525062560		59267954	106.69 ✓
		5/11	EMPLOYMENT DEVEL EDD EFTPMT CCD 1150004128		59268208	216.35 ✓
		5/11	IRS USATAXPYMT CCD 225353152965966		58798709	1,787.66 ✓
		5/12	INTUIT PAYROLL S QUICKBOOKS CCD 770328828		50741815	3,796.24 ✓
		5/16	INTUIT 77805145 TRAN FEE CCD 524771992259814		53599654	5.08 ✓
		5/17	INTUIT 85713885 TRAN FEE CCD 524771992259814		54828186	15.58 ✓
		5/22	INTUIT 10083955 TRAN FEE CCD 524771992259814		58212866	6.24 ✓
		5/22	INTUIT 07932815 TRAN FEE CCD 524771992259814		58295106	9.46 ✓
		5/23	INTUIT 20042885 TRAN FEE CCD 524771992259814		59895849	6.71 ✓
		5/24	UB CHECKING TRANSFER 230524 xxxxxx7029 0101		61444908	20,000.00 ✓
		5/24	INTUIT 24776085 TRAN FEE CCD 524771992259814		51097882	28.02 ✓
		5/25	INTUIT 34402315 TRAN FEE CCD 524771992259814		52478469	3.92 ✓
		5/26	US BANK CORP ONLINE PMT CCD UN1330586897POS		53847378	3,805.26 ✓
		5/26	1ST BANKCARD CTR ONLINE PMT CCD CC0008116242		53768987	10.49 ✓
		5/26	INTUIT PAYROLL S QUICKBOOKS CCD 770328828		53774356	3,109.06 ✓
		<b>Total</b>				<b>\$ 33,612.82</b>



**STATEMENT  
OF ACCOUNTS**

UNION BANK  
STOCKDALE VILLAGE 0441  
P.O. BOX 60368  
PHOENIX AZ 85082-0368

Page 1 of 2  
Statement Number: 2740027029  
4/29/23 - 5/26/23

**Telephone Banking**  
For 24-hour Automated Direct Service  
800-238-4486  
800-826-7345(TDD)  
Representatives are available  
Monday through Saturday

CY19M 210000 0031913-142427 536551  
QUAIL VALLEY WATER DISTRICT  
PROP 84  
24750 SAND CANYON RD  
TEHACHAPI CA 93561-8115



To open additional accounts,  
or apply for loans, call your  
banking office at 661-322-5035

You may also access your account online  
at [unionbank.com](http://unionbank.com)

Thank you for banking with us  
since 2014

Union Bank is now U.S. Bank. This is your final Union Bank statement and includes all activity on your account from your last statement through May 26, 2023. If you have any questions, please visit your local branch or call 877-276-7221.

**BUSINESS ESSENTIALS CHECKING SUMMARY**

Account Number: 2740027029

Days in statement period: 28

Balance on 4/29	\$		139,578.69
Additions			20,000.00
Subtractions			-23,432.83
Checks		-21,980.54	
Payments		-1,437.29	
Other Withdrawals		-15.00	
Balance on 5/26	\$		136,145.86
Statement Average Ledger Balance	\$		136,262.57

The Monthly Service Charge on your account has been waived this statement period.

Additions		Date	Description	Reference	Amount
		5/24	CHECKING TRANSFER 230524 XXXXXX6359 0000	61444908	\$ 20,000.00


  

Checks		Number	Date	Reference	Amount	Number	Date	Reference	Amount	
		5220	5/16	08254484	\$ 8,840.54	5222*	5/24	06045726	\$ 13,140.00	
									<b>Total</b>	<b>\$ 21,980.54</b>

\* Checks missing in sequence. Out of sequence check numbers may also be located in the Payments section of your statement.

Payments	Date	Description	Account code	Reference	Amount
online and electronic banking	5/16	COBANK ONLINE PMT WEB UN1330586897POS		52605541	\$ 1,437.29

Other Withdrawals	Date	Description	Reference	Amount
including fees and adjustments	5/2	WIRE TRANSFER MONTHLY FEE/WEB (WTM)	90251764	\$ 15.00



Quail Valley Water District

6/13/2023 11:58 AM

Register: 222100 · Acc Payable - Visa Cards

From 04/29/2023 through 05/31/2023

Sorted by: Date, Type, Number/Ref

Date	Ref.	Payee	Account	Memo	Charge C	Payment	Balance
05/09/2023		Ionos	500000 · Operating Ex...	E-mail Storage	8.50 X		8.50
05/15/2023	43858328	Ionos	500000 · Operating Ex...	E-Mail Storage	2.99 X		11.49
05/31/2023		Union Bank - Visa	222000 · Accounts Pay...			11.49	0.00

11:56 AM

06/13/23


# Quail Valley Water District Reconciliation Summary

222100 · Acc Payable -Visa Cards, Period Ending 05/31/2023

---

	<u>May 31, 23</u>
Beginning Balance	10.49
Cleared Transactions	
Charges and Cash Advances - 2 items	-11.49
Payments and Credits - 1 item	10.49
Total Cleared Transactions	<u>-1.00</u>
Cleared Balance	<u>11.49</u>
Uncleared Transactions	
Payments and Credits - 1 item	11.49
Total Uncleared Transactions	<u>11.49</u>
Register Balance as of 05/31/2023	<u>0.00</u>
New Transactions	
Charges and Cash Advances - 1 item	-8.50
Total New Transactions	<u>-8.50</u>
Ending Balance	<u>8.50</u>





Account Number: 4031 5299 5526 9769  
 New Balance: ..... \$11.49  
 Minimum Payment Due: ..... \$2.87  
 Payment Due Date: ..... June 25, 2023

2253  
 QUAIL VALLEY WD  
 BILLING ACCOUNT  
 ATTN: RANDY CANTRELL  
 24750 SAND CANYON RD  
 TEHACHAPI CA 93561-8115

First National Bank of Omaha  
 P.O. Box 2818  
 Omaha, NE 68103-2818

5305  
 3918

Make checks payable to First National Bank of Omaha  
 Amount of Payment Enclosed

\$ .....

Change of Address? If yes, please complete reverse side.



4031529955269769 000000000287 0000000001149

PLEASE DETACH HERE AND RETURN TOP PORTION WITH YOUR PAYMENT

Union Bank VOX® Business Visa®

Account Number:  
 4031 5299 5526 9769  
 Page 001 of 001



Account Summary

Previous Balance ..... \$10.49  
 Payments ..... -\$10.49  
 Other Credits ..... -\$0.00  
 Purchases ..... +\$11.49  
 Balance Transfers ..... +\$0.00  
 Cash Advances ..... +\$0.00  
 Fees Charged ..... +\$0.00  
 Interest Charged ..... +\$0.00  
 New Balance ..... \$11.49  
 Statement Closing Date ..... 05/31/23  
 Days in Billing Cycle ..... 33



Payment Information

New Balance ..... \$11.49  
 Minimum Payment Due ..... \$2.87  
 Past Due Amount ..... \$0.00  
 Payment Due Date ..... June 25, 2023

Manage your business expenses with convenient online access.



- Make secure online payments
- Access current and historical statements, up to 7 years old
- Monitor monthly expenses

Login today to explore all the online possibilities!



Customer Service

Save Time and Stamps  
 by Paying Online!

Call: Toll Free 1-800-819-4249

(TDD Telecommunications Device for the Deaf: 1-800-925-2833)

Visit: [www.card.fnbo.com](http://www.card.fnbo.com)

Remit to: First National Bank of Omaha, P.O. Box 2818, Omaha, NE 68103-2818



Transaction Detail

Trans Date	Post Date	Reference Number	Transaction Description	Credits (CR) and Debits
5-25	5-25	74418003145007145019903	ONLINE PAYMENT THANK YOU	\$10.49 (CR)
RANDY HARDENBROOK				
3542 Credit Limit \$10,000				Net Balance \$11.49

Your Annual Percentage Rate (APR) is the annual interest rate on your account.

(v) Variable Rate (f) Fixed Rate

Charge Summary	Annual Percentage Rate (APR)	Special Offer or Eligible Purchase APR Expiration Date	Balance Subject to Interest Rate	Days Used	Rate	Interest Charge
Purchases	17.74% (v)	N/A				
Cash Advance	29.99% (v)	N/A	\$15.13	33		\$0.00
			\$0.00	33		\$0.00

2023 Total Year-to-Date

Total fees in 2023 ..... \$0.00  
 Total interest in 2023 ..... \$0.00



Account Number: 4031 5291 0738 3542  
 New Balance: ..... \$0.00  
 Minimum Payment Due: ..... \$0.00  
 Payment Due Date: ..... June 25, 2023

Make checks payable to First National Bank of Omaha  
 Amount of Payment Enclosed

First National Bank of Omaha  
 P.O. Box 2818  
 Omaha, NE 68103-2818

2253 / 0

QUAIL VALLEY WD  
 RANDY HARDENBROOK  
 24750 SAND CANYON RD  
 TEHACHAPI CA 93561-8115

5305  
 18673

\$

Change of Address? If yes, please  
 complete reverse side.



4031529107383542 000000000000 000000000000

PLEASE DETACH HERE AND RETURN TOP PORTION WITH YOUR PAYMENT

Union Bank VOX® Business Visa®

Account Number:  
 4031 5291 0738 3542  
 Page 001 of 001



Account Summary

Previous Balance ..... \$0.00  
 Payments ..... -\$0.00  
 Other Credits ..... -\$0.00  
 Purchases ..... +\$11.49  
 Balance Transfers ..... +\$0.00  
 Cash Advances ..... +\$0.00  
 Fees Charged ..... +\$0.00  
 Interest Charged ..... +\$0.00  
**New Balance ..... \$0.00**

Statement Closing Date ..... 05/31/23  
 Days in Billing Cycle ..... 33

Total Credit Limit ..... \$10,000.00  
 Available Credit ..... \$10,000.00  
 Cash Limit ..... \$0.00  
 Available Cash ..... \$0.00



Payment Information

New Balance ..... \$0.00  
 Minimum Payment Due ..... \$0.00  
 Past Due Amount ..... \$0.00  
 Payment Due Date ..... June 25, 2023

Manage your business expenses with convenient  
 online access.



- Make secure online payments
- Access current and historical statements, up to 7 years old
- Monitor monthly expenses

Login today to explore all the online possibilities!



Customer Service

Call: Toll Free 1-800-819-4249

(TDD Telecommunications Device for the Deaf: 1-800-925-2833)

Save Time and Stamps  
 by Paying Online!

Visit: [www.card.fnbo.com](http://www.card.fnbo.com)

Remit to: First National Bank of Omaha, P.O. Box 2818, Omaha, NE 68103-2818

Important Information Regarding Your Account

This is a zero balance statement for your information only. No payment is required.



Transaction Detail

Trans Date	Post Date	Reference Number	Transaction Description	Credits (CR) and Debits
5-11	5-15	24055223132047747381139 7	WWW.1AND1.COM CHESTERBROOK PA	\$8.50
5-17	5-19	24055223138047750207670 7	WWW.1AND1.COM CHESTERBROOK PA	\$2.99

Your Annual Percentage Rate (APR) is the annual interest rate on your account. (v) Variable Rate (f) Fixed Rate

Charge Summary	Annual Percentage Rate (APR)	Special Offer or Eligible Purchase APR Expiration Date	Balance Subject to Interest Rate	Days Rate Used	Interest Charge
Purchases	17.74% (v)	N/A	\$0.00	33	\$0.00
Cash Advance	29.99% (v)	N/A	\$0.00	33	\$0.00



Account Number: 4031 5298 7521 1206  
 New Balance: ..... \$0.00  
 Minimum Payment Due: ..... \$0.00  
 Payment Due Date: ..... June 25, 2023


Make checks payable to First National Bank of Omaha  
 Reward Point Summary - Do Not Pay

First National Bank of Omaha  
 P.O. Box 2818  
 Omaha, NE 68103-2818

2253

QUAIL VALLEY WD  
 RANDY RPS-HARDENBROOK  
 24750 SAND CANYON RD  
 TEHACHAPI CA 93561-8115

S305  
 18251



Change of Address? If yes, please complete reverse side.



4031529875211206 00000000000000 00000000000000

PLEASE DETACH HERE AND RETURN TOP PORTION WITH YOUR PAYMENT

Union Bank VOX® Business Visa®



Account Summary

Previous Balance ..... \$0.00  
 Payments ..... -\$0.00  
 Other Credits ..... -\$0.00  
 Purchases ..... +\$0.00  
 Balance Transfers ..... +\$0.00  
 Cash Advances ..... +\$0.00  
 Fees Charged ..... +\$0.00  
 Interest Charged ..... +\$0.00  
 New Balance ..... \$0.00  
 Statement Closing Date ..... 05/31/23  
 Days in Billing Cycle ..... 33

Total Credit Limit .....  
 Available Credit .....  
 Cash Limit .....  
 Available Cash .....



Payment Information

New Balance .....  
 Minimum Payment Due ..... \$0.00  
 Past Due Amount ..... \$0.00  
 Payment Due Date ..... June 25, 2023

Account Number:  
 4031 5298 7521 1206  
 Page 001 of 002

Manage your business expenses with convenient online access.



- Make secure online payments
- Access current and historical statements, up to 7 years old
- Monitor monthly expenses

Login today to explore all the online possibilities!



Customer Service

Save Time and Stamps  
 by Paying Online!

Call: Toll Free 1-800-819-4249

(TDD Telecommunications Device for the Deaf: 1-800-925-2833)

Visit: [www.card.fnbo.com](http://www.card.fnbo.com)

Remit to: First National Bank of Omaha, P.O. Box 2818, Omaha, NE 68103-2818

REWARDS SUMMARY

Remember... keep using your card to increase your rewards total - the more you charge, the more rewards you earn!

Total points earned this month.....12  
 Bonus points earned this month.....0  
 Total points redeemed this month.....0  
 Accumulated point total.....881  
 Points expiring next month.....62  
 Current point balance.....881


Points expiring on your next statement closing date .....62

(Points earned expire on or after 3 years from the date they are awarded. To avoid expiring your points, please redeem them before your due date listed on this statement.)

Redeem your points for travel, gift cards, merchandise, cash back as a statement credit to the designated

# Thank you

We appreciate being your preferred card for your everyday purchases.



Account Number:  
4031 5298 7521 1206  
Page 002 of 002

Your Annual Percentage Rate (APR) is the annual interest rate on your account. (v) Variable Rate (f) Fixed Rate

Charge Summary	Annual Percentage Rate (APR)	Special Offer or Eligible Purchase APR Expiration Date	Balance Subject to Interest Rate	Days Rate Used	Interest Charge
Purchases	17.74% (v)	N/A	\$0.00	33	\$0.00
Cash Advance	29.99% (v)	N/A	\$0.00	33	\$0.00

## 2023 Total Year-to-Date

Total fees charged in 2023 ..... \$0.00  
Total interest charged in 2023 ..... \$0.00

## Additional Information Regarding Your Account

### An Important Message About Rewards

Your Company has requested reward points accumulate at the company level. In order to track points at the company level, we have set up a Rewards Point Summary (RPS) account. All reward points will post to the account number listed above and will be necessary for reward redemptions. To redeem your points, enroll at the website listed in the 'Customer Service' section shown on this statement or call the reward redemption center at 1-888-801-7987.

Quail Valley Water District

Register: 131000 · Cash:131002 · Cash-Kern County

6/1/2023 11:54 AM

From 04/29/2023 through 05/30/2023

Sorted by: Date, Type, Number/Ref

Date	Number	Payee	Account	Memo	Payment C	Deposit	Balance
05/30/2023			-split-	Deposit	X	486.43	23,443.20

11:54 AM

06/01/23

**Quail Valley Water District**  
**Reconciliation Summary**  
**131002 - Cash-Kern County, Period Ending 05/30/2023**

---

	<u>May 30, 23</u>
Beginning Balance	22,956.77
Cleared Transactions	
Deposits and Credits - 1 item	<u>486.43</u>
Total Cleared Transactions	<u>486.43</u>
Cleared Balance	<u><u>23,443.20</u></u>
Register Balance as of 05/30/2023	23,443.20
Ending Balance	23,443.20

COUNTY OF KERN  
MONTHLY CASH BALANCE

As of Date: 5/30/2023

60085	QUAIL VALLEY WATER DISTRICT	05/30/2023	\$23,443.20	\$0.00	\$23,443.20
			\$23,443.20	\$0.00	\$23,443.20








COUNTY OF KERN  
MONTHLY FUND REVENUE TRANSACTION REGISTER

As of Date: 5/30/2023

Fund: 60085 QUAIL VALLEY WATER DISTRICT  
Dept: 0500 PROPERTY TAX DEPT-AUD CONTR  
FINES, FORFEITURES & PENALTIES  
3565 PENALTIES-REDEMPTIONS

443450

05/15/23	3601	0075148	\$0.00	\$0.05	22/23 APN PSS IP COL @05/03/23
05/15/23	3601	0075154	\$0.00	\$0.89	22/23 APN PSS COLL @05/03/23
Account Total			\$0.00	\$0.94	
Category Total			\$0.00	\$0.94	

REVENUE FROM USE OF MONEY & PROP  
3000 INTEREST ON BANK DEP & INVEST

492000

03/01/22	3601	73465	\$0.00	\$122.59	INTEREST ON BANK DEP & INVEST
Account Total			\$0.00	\$122.59	

2000 OTHER SOURCES

492000

03/31/22	3601	0075141	\$0.00	\$6.73	22/23 QTR INTEREST APPN 03/31
Account Total			\$0.00	\$6.73	
Category Total			\$0.00	\$129.32	

TAXES

3000 PROPERTY TAXES-CURRENT SECURED

493050

05/15/23	3602	0075176	\$0.00	(\$13.98)	22/23 APPN PS R/C @05/03/23
05/15/23	3602	0075167	\$0.00	(\$2.09)	22/23 PS RC REF @05/03/23
05/15/23	3601	0075184	\$0.00	\$0.02	22/23 APPN PS IP RC@11/03/2022
05/15/23	3601	0075171	\$0.00	\$0.15	22/23 APPN PS IP RC@05/03/2023
05/15/23	3601	0075169	\$0.00	\$0.99	22/23 CS RLWY UT1%COL@05/03/23
05/15/23	3601	0075170	\$0.00	\$118.07	22/23 APPN CS COLL @05/03/23
Account Total			\$0.00	\$103.16	

3000 SUPPLEMENTAL PROP TAX-CURRENT

493500

05/15/23	3602	0075175	\$0.00	(\$2.19)	22/23 APPN CSS RFDS@05/03/23
05/15/23	3602	0075173	\$0.00	(\$0.37)	22/23 APPN CUS RFDS@05/03/23



05/15/23	3601	0075156	\$0.00	\$198.97	22/23 APN CSS COLL @05/03/23
		Account Total	\$0.00	\$196.41	

3000 PROPERTY TAXES-CURRENT UNSEC

493100

05/15/23	3601	0075163	\$0.00	(\$0.21)	22/23 CU UT1% COLL @05/03/23
05/15/23	3601	0075161	\$0.00	\$0.02	22/23 APN CU RW1% @05/03/23
05/15/23	3601	0075164	\$0.00	\$48.95	22/23 APPN CU COLL @05/03/23
		Account Total	\$0.00	\$48.76	

3010 PROPERTY TAX-CURRENT UNSEC SUPPL

493500

05/15/23	3601	0075101	\$0.00	(\$0.45)	22/23 APN PUS COLL @11/03/22
05/15/23	3601	0075150	\$0.00	\$0.08	22/23 APN PUS COLL @05/03/23
05/15/23	3601	0075152	\$0.00	\$4.59	22/23 APN CUS COLL @05/03/23
		Account Total	\$0.00	\$4.22	

3020 SUPPLEMENTAL PROP TAX-PRIOR

493600

05/15/23	3601	0075148	\$0.00	\$0.03	22/23 APN PSS IP COL @05/03/23
05/15/23	3601	0075154	\$0.00	\$2.81	22/23 APN PSS COLL @05/03/23
		Account Total	\$0.00	\$2.84	

3030 PROPERTY TAXES-PRIOR UNSECURED

493200

05/15/23	3601	0075151	\$0.00	\$0.78	22/23 APPN PU COLL @05/03/23
		Account Total	\$0.00	\$0.78	

Category Total	\$0.00	\$356.17
Department Total	\$0.00	\$486.43
Fund Total	\$0.00	\$486.43

# Quail Valley Water District

6/7/2023 12:16 PM

Register: 222200 · Acc Payable - Cal Cards

From 04/21/2023 through 05/22/2023

Sorted by: Date, Type, Number/Ref

<u>Date</u>	<u>Ref.</u>	<u>Payee</u>	<u>Account</u>	<u>Memo</u>	<u>Charge</u>	<u>C</u>	<u>Payment</u>	<u>Balance</u>
04/21/2023		Ebay	-split-		2.15	X		1,202.73
04/21/2023	0409973...	Ebay	-split-		189.44	X		1,392.17
04/26/2023		Cummins Sales & Se...	500000 · Operating Ex...		350.06	X		1,742.23
04/27/2023	60391934	Homelite	-split-		42.65	X		1,784.88
04/28/2023	7583	Gas On	500000 · Operating Ex...		55.65	X		1,840.53
04/28/2023	7661	Gas On	500000 · Operating Ex...		38.14	X		1,878.67
04/30/2023		Hughes Net	500000 · Operating Ex...	Monthly Internet	115.43	X		1,994.10
05/01/2023		Kern Data	500000 · Operating Ex...	Monthly Subsc...	40.00	X		2,034.10
05/01/2023	1000923...	State Compensation I...	500000 · Operating Ex...		1,031.75			3,065.85
05/04/2023	48976	Sim Sanitation, Inc.	500000 · Operating Ex...	Septic Pumping	350.00	X		3,415.85
05/10/2023		Kern River Propane	500000 · Operating Ex...		283.71	X		3,699.56
05/13/2023		Microsoft	500000 · Operating Ex...	Office 365	8.25	X		3,707.81
05/15/2023	P184313...	Intuit	660000 · Payroll Expe...	Payroll Charges	15.00	X		3,722.81
05/17/2023	7316	Gas On	500000 · Operating Ex...		90.75	X		3,813.56
05/18/2023	6835	Home Depot	-split-		91.69	X		3,905.25
05/21/2023	49142	Sim Sanitation, Inc.	500000 · Operating Ex...		95.24			4,000.49
05/22/2023	70436	Leslie's Pool Supplies	-split-		83.39			4,083.88



# Quail Valley Water District Reconciliation Summary


222200 · Acc Payable - Cal Cards, Period Ending 05/22/2023

	May 22, 23
<b>Beginning Balance</b>	3,805.26
Cleared Transactions	
Charges and Cash Advances - 17 items	-2,873.50
<b>Total Cleared Transactions</b>	<u>-2,873.50</u>
<b>Cleared Balance</b>	<u><u>6,678.76</u></u>
Uncleared Transactions	
Charges and Cash Advances - 3 items	-1,210.38
Payments and Credits - 1 item	3,805.26
<b>Total Uncleared Transactions</b>	<u>2,594.88</u>
<b>Register Balance as of 05/22/2023</b>	<u><u>4,083.88</u></u>
New Transactions	
Charges and Cash Advances - 11 items	-1,787.56
<b>Total New Transactions</b>	<u>-1,787.56</u>
<b>Ending Balance</b>	<u><u>5,871.44</u></u>

P.O. BOX 6343  
FARGO ND 58125-6343

ACCOUNT NUMBER 4246 0445 5573 8586  
STATEMENT DATE 05-22-2023  
AMOUNT DUE \$6,678.76  
NEW BALANCE \$6,678.76

PAYMENT DUE ON RECEIPT



000000411 01 SP 0.600 106481742758180 P  
QUAIL VALLEY WATER DIST  
ATTN RICHARD CANTRELL  
24750 SAND CANYON ROAD  
TEHACHAPI CA 93561-8115

AMOUNT ENCLOSED  
\$

Please make check payable to "U.S. Bank"

U.S. BANK CORPORATE PAYMENT SYSTEMS  
P.O. BOX 790428  
ST. LOUIS, MO 63179-0428

4246044555738586 000667876 000667876

ease tear payment coupon at perforation.

**CORPORATE ACCOUNT SUMMARY**

QUAIL VALLEY WATER D 4246 0445 5573 8586	Previous Balance	Purchases And Other + Charges	Cash Advances +	Cash Advance Fees +	Late Payment Charges	- Credits	- Payments	= New Balance
Company Total	\$3,805.26	\$2,873.50	\$0.00	\$0.00	\$0.00	\$0.00	\$0.00	\$6,678.76

**NEW ACTIVITY**

**RANDY HARDENBROOK** CREDITS PURCHASES CASH ADV TOTAL ACTIVITY  
4246-0402-8026-4344 \$0.00 \$1,657.21 \$0.00 \$1,657.21

Post Date	Tran Date	Reference Number	Transaction Description	Amount
04-21	04-20	24204293110000097070652	MCAFFEE.COM/AUTORENEWAL 866-6223911 CA	149.99 ✓
04-21	04-20	24204293110304932539768	EBAY O*19-09962-62887 408-3766151 CA	18.84 ✓
04-24	04-21	24204293111007480569769	EBAY O*04-09973-28583 408-3766151 CA	189.44 ✓
04-24	04-21	24204293111007501729764	EBAY O*11-09969-98024 408-3766151 CA	2.15 ✓
04-27	04-26	24943003116762675501423	CUMMINS INC - Y9 SAN LEANDRO CA	350.06 ✓
05-01	04-28	24013393118003109031580	GARDNER WEST 614-4564000 OH	42.65 ✓
05-01	04-30	24692163120106150362886	HNS*HUGHESNET.COM 866-347-3292 MD	115.43 ✓
05-02	05-01	24275393121900017039795	KERN DATA 888-8717205 CA	40.00 ✓
05-05	05-04	24692163124109911717196	IN *SIM SANITATION INC. 661-8238442 CA	350.00 ✓
05-15	05-11	24207853132165100637466	KERN RIVER PROPANE 760-3796259 CA	283.71 ✓
05-15	05-13	24430993133400812014205	MSFT * E0500NF6F7 MSBILL.INFO WA	8.25 ✓
05-15	05-13	24692163133106704485857	INTUIT *PAYROLLEE USAGE CL.INTUIT.COM CA	15.00 ✓
05-22	05-18	24692163139101540303400	THE HOME DEPOT 6835 TEHACHAPI CA	91.69 ✓

**DAWNETTE D BOATMAN** CREDITS PURCHASES CASH ADV TOTAL ACTIVITY  
4246-0446-5902-6201 \$0.00 \$1,031.75 \$0.00 \$1,031.75

**CUSTOMER SERVICE CALL**

800-344-5696

**ACCOUNT NUMBER**

4246-0445-5573-8586

**ACCOUNT SUMMARY**

PREVIOUS BALANCE 3,805.26  
PURCHASES &  
OTHER CHARGES 2,873.50

STATEMENT DATE 05/22/23  
DISPUTED AMOUNT .00

CASH ADVANCES .00  
CASH ADVANCE FEES .00  
LATE PAYMENT  
CHARGES .00

**SEND BILLING INQUIRIES TO:**

U.S. Bank National Association

**AMOUNT DUE**

6,678.76

CREDITS .00  
PAYMENTS .00

U.S. Bancorp Purchasing Card Program  
P.O. Box 6335  
Fargo, ND 58125-6335

ACCOUNT BALANCE 6,678.76



Company Name: QUAIL VALLEY WATER DIST
Corporate Account Number: 4246 0445 5573 8586
Statement Date: 05-22-2023

**NEW ACTIVITY**

Post Date	Transaction Date	Reference Number	Transaction Description	Amount
5-01	04-28	24492153119027471925209	STATE COMP INS FUND 888-782-8338 CA	1,031.75 ✓

<b>MATTHEW LUCAS</b> 246-0446-6124-6482		<b>CREDITS</b> \$0.00	<b>PURCHASES</b> \$184.54	<b>CASH ADV</b> \$0.00	<b>TOTAL ACTIVITY</b> \$184.54
--	--	--------------------------	------------------------------	---------------------------	-----------------------------------

Post Date	Transaction Date	Reference Number	Transaction Description	Amount
5-01	04-28	24801973118207004200282	LUCKY FUEL TEHACHAPI CA	55.65 ✓
5-01	04-28	24801973118207004200480	LUCKY FUEL TEHACHAPI CA	38.14 ✓
5-18	05-17	24801973137207004200297	LUCKY FUEL TEHACHAPI CA	90.75 ✓

Department: 00000 Total: \$2,873.50  
 Division: 00000 Total: \$2,873.50

# STATEMENT OF ACCOUNTS

UNION BANK  
 STOCKDALE VILLAGE 0441  
 P.O. BOX 60368  
 PHOENIX AZ 85082-0368

Page 1 of 2  
 Statement Number: 2740027029  
 4/29/23 - 5/26/23

**Telephone Banking**  
 For 24-hour Automated Direct Service  
 800-238-4486  
 800-826-7345(TDD)  
 Representatives are available  
 Monday through Saturday

To open additional accounts,  
 or apply for loans, call your  
 banking office at 661-322-5035

You may also access your account online  
 at [unionbank.com](http://unionbank.com)

Thank you for banking with us  
 since 2014

CY19 M 210000 0031913-142427 536551  
 QUAIL VALLEY WATER DISTRICT  
 PROP 84  
 24750 SAND CANYON RD  
 TEHACHAPI CA 93561-8115



Union Bank is now U.S. Bank. This is your final Union Bank statement and includes all activity on your account from your last statement through May 26, 2023. If you have any questions, please visit your local branch or call 877-276-7221.

## BUSINESS ESSENTIALS CHECKING SUMMARY

Account Number: 2740027029

Days in statement period: 28

<b>Balance on 4/29</b>	\$		<b>139,578.69</b>
Additions			20,000.00
Subtractions			-23,432.83
Checks		-21,980.54	
Payments		-1,437.29	
Other Withdrawals		-15.00	
<b>Balance on 5/26</b>	\$		<b>136,145.86</b>
Statement Average Ledger Balance	\$		136,262.57

The Monthly Service Charge on your account has been waived this statement period.


<b>Additions</b>	Date	Description	Reference	Amount
	5/24	CHECKING TRANSFER 230524 XXXXXX6359 0000	61444908	\$ 20,000.00

<b>Checks</b>	Number	Date	Reference	Amount	Number	Date	Reference	Amount
	5220	5/16	08254484 \$	8,840.54	5222*	5/24	06045726 \$	13,140.00
					<b>Total</b>			<b>\$ 21,980.54</b>

\* Checks missing in sequence. Out of sequence check numbers may also be located in the Payments section of your statement.

<b>Payments</b>	Date	Description	Account code	Reference	Amount
online and electronic banking	5/16	COBANK ONLINE PMT WEB UN1330586897POS		52605541	\$ 1,437.29

<b>Other Withdrawals</b>	Date	Description	Reference	Amount
including fees and adjustments	5/2	WIRE TRANSFER MONTHLY FEE/WEB (WTM)	90251764	\$ 15.00





6340 S. Fiddlers Green Circle  
Greenwood Village, CO 80111

### Customer Billing Statement

Customer Number 00103319  
Statement Date 05/31/2023  
Payment Due Date 06/20/2023  
Page 1 of 3

00000502 TCBL29851 01 001000  
QUAIL VALLEY WATER DISTRICT  
24750 SAND CANYON ROAD  
TEHACHAPI, CA 93561

### Customer Service Information

- Customer Service  
(800) 255-6190
- CoBank National Office  
6340 S. Fiddlers Green Circle  
Greenwood Village, CO 80111
- Visit Us Online  
[www.cobank.com](http://www.cobank.com)

### BILLING SUMMARY

Agreement	Facility Fee/Loan Number	Fee/Balance Description	Balance Due	Amounts in USD Total Amount Due
S01-C	01 002989625	INTEREST OWING		
S01-C	01 002989625	LOAN AMOUNT DUE	1,516.51	
			<b>Grand Total Due:</b>	1,516.51

### Balances Due Summary

Total Principal	Total Interest	Total Fees	Total Other	Grand Total Due
0.00	1,516.51	0.00	0.00	\$1,516.51

Please wire transfer your payment to CoBank:

ABA Number: 307088754  
Account Number: 00103319

Or return with your check payable to:

Customer Number 00103319  
Statement Date 05/31/2023  
Payment Due Date 06/20/2023  
Grand Total Due (USD) 1,516.51

Amount Enclosed: \_\_\_\_\_



PO BOX 209422  
DALLAS, TX 75320-9422

0100103319MA1TICKLER\_\_B220230620USDPB00103319



# Customer Billing Statement

6340 S. Fiddlers Green Circle  
Greenwood Village, CO 80111

Customer Number 00103319  
Statement Date 05/31/2023  
Payment Due Date 06/20/2023  
Page 2 of 3

## LOAN BILLING DETAIL

Amounts in USD

AGREEMENT S01-C FACILITY 01 0000290791 LOAN 01 002989625

### Loan Information

Effective Date 08/11/2016  
Maturity Date 10/31/2023  
Interest Rate Maturity Date  
Currency USD  
Principal Balance 227,999.96

### Balances Due

Balance	Description	From	To	Current Due	Past Due	Total Due
INT	INTEREST OWING	05/01/2023	06/01/2023	1,516.51	0.00	1,516.51

0100103319MA1TICKLER\_\_B220230620USDPB00103319







6340 S. Fiddlers Green Circle  
Greenwood Village, CO 80111

### Customer Billing Statement

Customer Number 00103319  
Statement Date 05/31/2023  
Payment Due Date 06/20/2023  
Page 3 of 3

### FACILITY STATEMENT OF ACTIVITY

No activity for Facility Fees billed during this period

### LOAN STATEMENT OF ACTIVITY

AGREEMENT S01-C FACILITY 01 0000290791 LOAN 01 002989625

Currency: USD

#### Accrual INT02 LOAN INTEREST

From	To	No. of Days	Accruing Balance	Accruing Rate	Amount Accrued
05/01/2023	05/02/2023	1	227,999.96	7.550000	47.81
05/02/2023	05/03/2023	1	227,999.96	7.550000	47.82
05/03/2023	05/04/2023	1	227,999.96	7.550000	47.82
05/04/2023	05/05/2023	1	227,999.96	7.560000	47.88
05/05/2023	05/08/2023	3	227,999.96	7.560000	143.64
05/08/2023	05/09/2023	1	227,999.96	7.560000	47.88
05/09/2023	05/10/2023	1	227,999.96	7.560000	47.88
05/10/2023	05/11/2023	1	227,999.96	7.560000	47.88
05/11/2023	05/12/2023	1	227,999.96	7.560000	47.88
05/12/2023	05/15/2023	3	227,999.96	7.810000	49.46
05/15/2023	05/16/2023	1	227,999.96	7.810000	49.46
05/16/2023	05/17/2023	1	227,999.96	7.810000	49.47
05/17/2023	05/18/2023	1	227,999.96	7.810000	49.46
05/18/2023	05/19/2023	1	227,999.96	7.810000	49.46
05/19/2023	05/22/2023	3	227,999.96	7.800000	49.40
05/22/2023	05/23/2023	1	227,999.96	7.800000	49.40
05/23/2023	05/24/2023	1	227,999.96	7.810000	49.46
05/24/2023	05/25/2023	1	227,999.96	7.800000	49.40
05/25/2023	05/26/2023	1	227,999.96	7.800000	49.40
05/26/2023	05/30/2023	4	227,999.96	7.800000	197.60
05/30/2023	05/31/2023	1	227,999.96	7.800000	49.40
05/31/2023	06/01/2023	1	227,999.96	7.800000	49.40

#### Transaction Activity Since Last Statement

Date	Transaction Description	Transaction Value
05/18/2023	INTEREST PAYMENT	1,437.29

S.4.



A STATE OF CALIFORNIA PUBLIC AGENCY

# QUAIL VALLEY WATER DISTRICT

## BOARD OF DIRECTORS

- Mike Biglay
- Enrique Lopez
- James Sweany
- Catherine Tate
- Scott Woehrer

### RESOLUTION NO. 02-2023

**A RESOLUTION OF THE BOARD OF DIRECTORS OF QUAIL VALLEY WATER DISTRICT AFFIRMING OWNERSHIP OF PARCEL 6 OF PARCEL MAP 7697, ACKNOWLEDGING EXISTANCE OF BLOCK WALL ERECTED ON SAID PARCEL, AND ACKNOWLEDGING THAT DISTRICT HAS NO OWNERSHIP INTEREST IN SAID WALL OTHER THAN WHAT MAY EXIST INCIDENT TO OWNERSHIP OF ANY PARCEL WITHIN PARCEL MAP 7697.**

**WHEREAS,** District purchased Parcel 6 of Parcel Map 7697 from National Charter Life Insurance in November of 2015; and

**WHEREAS,** A gate and block wall existed on Parcel 6 at the time of purchase; and

**WHEREAS,** The Board of Directors of Quail Valley Water District believes that the gate and wall so erected were done so with the permission and knowledge of the property owner at the time of such erection; and

**WHEREAS,** The Board of Directors of Quail Valley Water District further believes that the gate and wall structure were so erected as a gated entrance to the properties located beyond such gate and that the gate and wall are a part of the private access road providing ingress and egress to such properties;

**NOW, THEREFORE, BE IT RESOLVED,** The Board of Directors of Quail Valley Water District does not claim any separate ownership interest in the gate and wall located on Parcel 6 of Parcel Map 7697 other than any ownership interest that may exist incident to the ownership of any parcel within Parcel Map 7697; and

**FURTHER, BE IT RESOLVED,** The Board of Directors of Quail Valley Water District, believing said gate and wall were erected with the knowledge and permission of the property owner at the time of erection, are of the opinion that an easement exists for the portion of the wall and gate located on Parcel 6 of Parcel Map 7697 so long as such wall and gate may remain erected in a serviceable condition and good state of repair. Failure of the gate and wall to remain in a good state of repair may be viewed as an abandonment of the easement and the property owner may remove the structure so as to abate a public nuisance.

\*\*\*\*\*



A STATE OF  
CALIFORNIA  
PUBLIC AGENCY

# QUAIL VALLEY WATER DISTRICT

## BOARD OF DIRECTORS

Mike Biglay  
Enrique Lopez  
James Sweany  
Catherine Tate  
Scott Woehrer

Passed and adopted by the Board of Directors of Quail Valley Water District on June 24<sup>th</sup>, 2023, by the following vote:

AYES: Directors

NOES: Directors

ABSENT: Directors

\_\_\_\_\_, President

ATTEST:

Dawnette Boatman, Secretary, Quail Valley Water District

\_\_\_\_\_, Secretary



A STATE OF CALIFORNIA PUBLIC AGENCY

# QUAIL VALLEY WATER DISTRICT

BOARD OF DIRECTORS

- Mike Biglay
- Jean Grodewald
- Rita Leonard-Phillips
- Enrique Lopez
- Jimmy Sweany

## ORDINANCE NO. 01-2022

### AN ORDINANCE OF THE QUAIL VALLEY WATER DISTRICT ADOPTED APRIL 30, 2022, ESTABLISHING A WATER CONSERVATION PROGRAM

**WHEREAS**, article X, section 2 of the California Constitution declares that waters of the State are to be put to beneficial use, that waste, unreasonable use, or unreasonable method of use of water be prevented, and that water be conserved for the public welfare; and

**WHEREAS**, conservation of current water supplies and minimization of the effects of water supply shortages that are the result of drought are essential to the public health, safety and welfare; and

**WHEREAS**, regulation of the time of certain water use, manner of certain water use, design of rates, method of application of water for certain uses, installation and use of water-saving devices, provide an effective and immediately available means of conserving water; and

**WHEREAS**, California Water Code sections 375 et seq. empower any public entity which supplies water at retail or wholesale to adopt and enforce a water conservation program to reduce the quantity of water used by those within its service area after holding a public hearing and making appropriate findings of necessity for the adoption of a water conservation program; and

**WHEREAS**, Water Code section 375, subdivision (c) defines "public entity" to include a city, county, special district, water authority, or any other municipal public corporation or district; and

**WHEREAS**, pursuant to Water Code section 376 and Government Code 6061, the Quail Valley Water District must publish in a newspaper printed, published, and circulated within the District, or if no such paper exists, post in three public places within the District, any ordinance or resolution adopting a water conservation program within 10 days after its adoption; and

**WHEREAS**, Water Code section 377 establishes that, from the publication of an ordinance or resolution pursuant to section 376 until the repeal of the ordinance or end of the emergency, it is a misdemeanor punishable by up to 30 days in county jail and/or



A STATE OF  
CALIFORNIA  
PUBLIC AGENCY

# QUAIL VALLEY WATER DISTRICT

## BOARD OF DIRECTORS

Mike Biglay  
Jean Grodewald  
Rita Leonard-Phillips  
Enrique Lopez  
Jimmy Sweany

a fine of up to \$1,000 for any person to violate a requirement of the water conservation program; and

**WHEREAS**, the adoption and enforcement of a comprehensive water conservation program will allow the Quail Valley Water District to delay or avoid declaring a water shortage emergency pursuant to Water Code section 350; and

**WHEREAS**, on April 30, 2022, the Quail Valley Water District held a public hearing and made appropriate findings of necessity for the adoption of a water conservation program; and

**WHEREAS**, the water supply of Quail Valley Water District is entirely dependent on well water; and

**WHEREAS**, Southern California has continued to receive below average rainfall precluding sufficient groundwater recharge; and

**WHEREAS**, a reliable minimum supply of potable water is essential to the public health, safety and welfare; and

**WHEREAS**, careful water management that includes active water conservation measures not only in times of drought, but at all times, is essential to ensure a reliable minimum supply of water to meet current and future water supply needs.

**NOW, THEREFORE, BE IT ORDAINED** by the Quail Valley Water District, as follows:

1. This ordinance is effective immediately upon adoption or as otherwise established by State law; and
2. Pursuant to Water Code section 376 and Government Code section 6061, the Quail Valley Water District shall publish in a newspaper of general circulation a summary of this ordinance adopting a water conservation program containing the url where the entire text may be found within 10 days after its adoption; and
3. This ordinance establishes regulations to be implemented during times of declared water shortages or declared water shortage emergencies. It establishes three levels of drought response actions to be implemented in times of shortage, with increasing restrictions on water use in response to worsening drought conditions and decreasing available supplies; and



A STATE OF  
CALIFORNIA  
PUBLIC AGENCY

# QUAIL VALLEY WATER DISTRICT

## BOARD OF DIRECTORS

Mike Biglay  
Jean Grodewald  
Rita Leonard-Phillips  
Enrique Lopez  
Jimmy Sweany

4. The provisions of this ordinance apply to any person, corporation, public or private entity, governmental agency or institution, or any other user of water provided by the District in the use of any potable water provided by the District; and
5. The provisions of this ordinance do not apply to uses of water necessary to protect public health and safety or for essential government services such as police, fire, and other similar emergency services; and
6. The following water conservation requirements are effective at all times and shall be permanent. Violation of these requirements shall be considered waste and an unreasonable use of water:
  - a. **Watering Hours:** Watering or irrigation of lawn, landscape, or other vegetated area with potable water is prohibited between the hours of 9:00 a.m. and 5:00 p.m. on any day except by use of a hand-held bucket or similar container, a hand-held hose equipped with a positive self-closing water shut-off device, or for very short periods for the express purpose of adjusting or repairing an irrigation system.
  - b. **Watering Duration:** Irrigation systems shall be limited to watering for no more than 15 minutes per station per day. This shall not apply to landscape irrigation systems that exclusively use very low-flow drip type emitters when no emitter produces more than 2 gallons of water per hour and utilize weather-based controllers.
  - c. **Run-Off:** Application of water to outdoor landscape in a manner that causes more than incidental runoff such that water flows onto adjacent property, non-irrigated areas, private and public walkways, roadways, parking lots, or structures is prohibited.
  - d. **Washing Vehicles:** Use of a hose that dispenses water to wash a motor vehicle is prohibited, except by use of a hose fitted with a shut-off nozzle or device attached to it that causes it to cease dispensing water immediately when not in use.
  - e. **Driveways and Sidewalks:** Application of potable water directly to driveways and sidewalks is prohibited.



A STATE OF  
CALIFORNIA  
PUBLIC AGENCY

# QUAIL VALLEY WATER DISTRICT

## BOARD OF DIRECTORS

Mike Biglay

Jean Grodewald

Rita Leonard-Phillips

Enrique Lopez

Jimmy Sweany

- f. Ornamental Fountains and Decorative Water Features: Use of potable water in an ornamental fountain or other decorative water feature is prohibited, except where the water is part of a recirculating system.
- g. Precipitation Events: Application of water to irrigate turf and ornamental landscapes during and within 48 hours after measurable rainfall of at least one-tenth of one inch is prohibited.
- h. Leaks, Breaks or Malfunctions: All leaks, breaks, or other malfunctions in the water user's plumbing, distribution, or irrigation system resulting in water loss or waste must be repaired within five (5) days of discovery.

7. The existence of a Stage 1 or Stage 2 Water Supply Shortage condition exists when the Board of Directors of Quail Valley Water District determines, in its sole discretion, that due to drought or other supply reductions, a consumer demand reduction is required in order to ensure that sufficient supplies will be available to meet anticipated demands. The declaration of a Stage 1 or Stage 2 Water Supply Shortage condition shall be by resolution of the Board adopted at a regular or special meeting held in accordance with State Law. The mandatory conservation measures applicable to Stage 1 and Stage 2 Water Supply Shortage conditions, respectively, shall take effect on the tenth day after the date the shortage condition is declared. Within five days following the declaration of the shortage condition, the District shall post a copy of the resolution in a public place within the District. A copy of the resolution shall also be included with the next regular billing statement.

8. The existence of a Stage 3 Water Supply Emergency condition may be declared in accordance with the requirements and procedures specified in California Water Code section 350 et seq.

9. Upon the declaration of a Stage 1 Water Supply Shortage condition, Quail Valley Water District will increase its public education and outreach efforts to emphasize increased public awareness of the need to implement the following mandatory water conservation practices in addition to the permanent water conservation requirements that remain effective at all times:

- a. Watering Days: Watering or irrigation of landscape or other vegetated areas, plants, trees, shrubs, and lawns, including plants, trees, and shrubs in greenhouses or similar structures, with potable water is limited to 3 days per week. This provision does not apply to landscape irrigation systems that



A STATE OF  
CALIFORNIA  
PUBLIC AGENCY

# QUAIL VALLEY WATER DISTRICT

## BOARD OF DIRECTORS

Mike Biglay  
Jean Grodewald  
Rita Leonard-Phillips  
Enrique Lopez  
Jimmy Sweany

exclusively use very low-flow drip type irrigation systems when no emitter produces more than 2 gallons of water per hour. This provision does not apply to use of a hand-held bucket or similar container, a hand-held hose equipped with a positive self-closing shut-off device, or for very short periods for the express purpose of adjusting or repairing an irrigation system.

- b. Leaks, Breaks, or Malfunctions: All leaks, breaks, or other malfunctions in the water user's plumbing, distribution, or irrigation system resulting in water loss or waste must be repaired within seventy-two (72) hours of discovery.
- c. Water use for Construction: The use of potable water for construction activities is prohibited.
- d. Other prohibited Uses: The District may implement other prohibited water uses as determined by the Board of Directors, after providing notice to Users.

10. Upon the declaration of a Stage 2 Water Supply Shortage condition, Quail Valley Water District will implement the following mandatory water conservation practices in addition to the water conservation practices identified under a Stage 1 Water Supply Shortage:

- a. Watering Days: Watering or irrigation of landscape or other vegetated areas, plants, trees, shrubs, and lawns, including plants, trees, and shrubs in greenhouses or similar structures, with potable water is limited to 2 days per week. This provision does not apply to landscape irrigation systems that exclusively use very low-flow drip type irrigation systems when no emitter produces more than 2 gallons of water per hour. This provision does not apply to use of a hand-held bucket or similar container, a hand-held hose equipped with a positive self-closing shut-off device, or for very short periods for the express purpose of adjusting or repairing an irrigation system.
- b. Leaks, Breaks, or Malfunctions: All leaks, breaks, or other malfunctions in the water user's plumbing, distribution, or irrigation system resulting in water loss or waste must be repaired within forty-eight (48) hours of discovery.
- c. Ornamental Fountains and Decorative Water Features: No filling, cleaning, and/or refilling of decorative fountains, ornamental lakes or ponds except to the extent needed to sustain aquatic life, provided that such aquatic life has been actively managed within the water feature prior to declaration of this supply shortage stage.
- d. Washing Vehicles: The washing of vehicles with potable water is prohibited.
- e. Pools: The filling of any new or existing pool or outdoor spa is prohibited.
- f. New Grass: The planting of new turf grass is prohibited.
- g. Mist Coolers: Use of outdoor evaporative mist coolers is prohibited.





A STATE OF  
CALIFORNIA  
PUBLIC AGENCY

# QUAIL VALLEY WATER DISTRICT

## BOARD OF DIRECTORS

Mike Biglay  
Jean Grodewald  
Rita Leonard-Phillips  
Enrique Lopez  
Jimmy Sweany

- h. Line Flushing: Main line flushing is allowed for emergency purposes only.
- i. Other prohibited Uses: The District may implement other prohibited water uses as determined by the Board of Directors, after providing notice to Users.

11. Upon the declaration of a Stage 3 Water Supply Emergency condition, Quail Valley Water District will implement the following mandatory water conservation practices in addition to the water conservation practices identified under a Stage 2 Water Supply Shortage:

- a. The irrigation of landscape, plants, trees, shrubs, and lawns, including plants, trees, and shrubs in greenhouses or similar structures, with potable water is prohibited. This restriction shall not apply to the following categories of use:
  - i. Maintenance of trees and shrubs that are watered for no more than 10 minutes each per day by using a bucket, hand-held hose with a positive shut-off nozzle, or low-volume non-spray irrigation;
  - ii. Maintenance of food crops grown for personal use watered for no more than 10 minutes each day by using a bucket, hand held hose with a positive shut-off nozzle, or low volume non-spray irrigation;
  - iii. Maintenance of existing landscaping necessary for fire protection as specified by the Fire Marshal of the local fire protection agency having jurisdiction over the property to be irrigated;
  - iv. Maintenance of existing landscaping necessary for erosion control;
  - v. Maintenance of plant materials identified to be rare or essential to the well being of rare animals; and
  - vi. Watering of livestock.
- b. Provision of new water service, temporary or permanent meters, or statements of immediate ability to serve (will serve letter) is prohibited except under the following conditions:
  - i. A valid, unexpired building permit has been issued for the project; or
  - ii. The project is necessary to protect the public's health, safety, and welfare; or
  - iii. The applicant provides substantial evidence of an enforceable commitment that water demands for the project will be offset prior to the provision of a new water meter(s) to the satisfaction of Quail Valley Water District.

This provision shall not be construed to preclude the resetting or turn-on of meters to provide continuation of water service or to restore service that has been interrupted for a period of one year or less.



A STATE OF  
CALIFORNIA  
PUBLIC AGENCY

# QUAIL VALLEY WATER DISTRICT

## BOARD OF DIRECTORS

Mike Biglay  
Jean Grodewald  
Rita Leonard-Phillips  
Enrique Lopez  
Jimmy Sweany

- c. **Leaks, Breaks, or Malfunctions:** All leaks, breaks, or other malfunctions in the water user's plumbing, distribution, or irrigation system resulting in water loss or waste must be repaired within twenty-four (24) hours of discovery or upon notification of District unless other arrangements are approved by the General Manager.
- d. **Water Allocations:** Water use shall be limited to 17 units (12,716 gallons) per month per water service. Penalties will be levied on accounts that exceed this water allocation.
- e. **Waste of water by loss from leaks.** All leaks shall be repaired within 24 hours of discovery or upon notification of District unless other arrangements are approved by the General Manager.
- f. **Other prohibited Uses:** The District may implement other prohibited water uses as determined by the Board of Directors, after providing notice to Users.

12. If a specific requirement of this ordinance would directly and negatively impact the health and safety of a water user residing on property subject to this ordinance, the property owner may apply for a waiver of the specific requirements of this ordinance. The waiver may be granted to the property owner only upon a written finding by the General Manager of the existence of facts demonstrating a direct, negative impact on the health and safety of the water user. Application and finding shall be subject to the following provisions:

- a. **Application:** Application for a health and safety waiver shall be on a form prescribed by the District and shall be accompanied by a non-refundable processing fee in an amount set by resolution of the Board.
- b. **Supporting Documents:** The application must include factual evidence demonstrating that the enforcement of the specific requirements of this ordinance will result in a direct and negative impact on the health and safety of a water user residing on the property due to unique circumstances specific to that water user. That evidence may include a statement from a licensed California health professional or other licensed California professional qualified to evaluate the health and safety threats of this ordinance on the water user.
- c. **Required Findings:** An application for a health and safety waiver shall be denied unless the appropriate authority finds, based on the information provided in the application, supporting documents, or such additional information as may be requested, and on water use information for the property as shown by the records of the District or its agent, all of the following:
  - i. That the health and safety waiver does not constitute a grant of special privilege inconsistent with the limitations upon other water users;



A STATE OF  
CALIFORNIA  
PUBLIC AGENCY

# QUAIL VALLEY WATER DISTRICT

## BOARD OF DIRECTORS

Mike Biglay  
Jean Grodewald  
Rita Leonard-Phillips  
Enrique Lopez  
Jimmy Sweany

- ii. That because of special circumstances applicable to the water user, the strict application of this ordinance to the property owner would directly and negatively impact the health or safety of the water user; and
  - iii. That the authorizing of such waiver will not be of substantial detriment to adjacent properties, will not materially affect the ability of the District to effectuate the purposes of this ordinance, and will not be detrimental to the public interest.
  - d. Approval Authority: The General Manager (or designee) shall exercise approval authority and act upon any completed application no later than ten (10) days after submittal and may approve, conditionally approve, or deny an application for a health and safety waiver. The property owner requesting the health and safety waiver shall be promptly notified in writing of any action taken. Unless specified otherwise at the time a health and safety waiver is approved, the health and safety waiver applies to the subject property during the term of the mandatory water supply shortage or emergency condition.
  - e. Appeals to the Board: An applicant may appeal a decision or condition of the General Manger on a health and safety waiver application to the District Board within 10 days of the decision upon written request to the District for a hearing. The request shall state the grounds for appeal. At a public meeting, the District Board shall act as the approval authority and review the appeal following the regular waiver procedure. The decision of the District Board shall be final.
13. Violation of the requirements of the Water Conservation Program shall constitute a misdemeanor, subject to the following penalties:

- a. Each violation of this ordinance may be prosecuted as a misdemeanor punishable by imprisonment in the county jail for not more than thirty (30) days or by a fine not exceeding \$1,000, or by both as provided in Water Code section 377.
- b. Each day that a violation of this ordinance occurs is a separate offense.
- c. Fines for failure to comply with the water conservation measures in the ordinance shall be:

Violation	Permanent, Stage 1 and Stage 2	Stage 3
First Violation	Courtesy notice describing violation.	Fine not greater than \$100
Second Violation within 12 consecutive months	Fine not greater than \$100	Fine not greater than \$250
Third Violation within 12 consecutive months	Fine not greater than \$250	Fine not greater than \$500



A STATE OF CALIFORNIA PUBLIC AGENCY

# QUAIL VALLEY WATER DISTRICT

## BOARD OF DIRECTORS

- Mike Biglay
- Jean Grodewald
- Rita Leonard-Phillips
- Enrique Lopez
- Jimmy Sweany

- d. A third and subsequent Stage 3 violation is punishable not only with a fine, but also by disconnection and/or termination of service.
- e. Excessive water use penalties will be charged in addition to the regular fee structure based on total monthly consumption. If a water user uses more water during any monthly billing cycle than has been allocated, such excess use shall constitute a violation of this ordinance and the penalty shall be:

Excess Water Use Penalty 1	Excess Water Use Penalty 2	Excess Water Use Penalty 3
0 - <5 Units	5 - <10 Units	Over 10 Units
1X Consumption Rate	2X Consumption Rate	3X Consumption Rate

- f. In the event of an accidental water loss such as a leak or malfunction on a water user's premises causing water use in excess of the water use allocation, and the water user applies for and is granted a Leak Adjustment pursuant to District Leak Adjustment policy, Excessive water use penalties shall not be assessed on the water use in excess of the monthly average consumption for the previous 12 months.

\*\*\*\*\*


Passed and adopted by the Board of Directors of Quail Valley Water District on April 30, 2022, by the following vote:

AYES: Directors Biglay, Grodewald, Leonard, Lopez, Sweany

NOES: None


ABSENT: None

ABSTAINED: None

 \_\_\_\_\_, President

ATTEST:

Dawnette Boatman, Secretary, Quail Valley Water District

 \_\_\_\_\_, Secretary

**WATER CODE - WAT**

**DIVISION 1. GENERAL STATE POWERS OVER WATER [100 - 540]**

*( Division 1 enacted by Stats. 1943, Ch. 368. )*

**CHAPTER 3. Water Shortage Emergencies [350 - 359]**

*( Chapter 3 added by Stats. 1953, Ch. 140. )*

**350.**

The governing body of a distributor of a public water supply, whether publicly or privately owned and including a mutual water company, shall declare a water shortage emergency condition to prevail within the area served by such distributor whenever it finds and determines that the ordinary demands and requirements of water consumers cannot be satisfied without depleting the water supply of the distributor to the extent that there would be insufficient water for human consumption, sanitation, and fire protection.

*(Amended by Stats. 2018, Ch. 14, Sec. 1. (SB 606) Effective January 1, 2019.)*

**351.**

(a) Except in the event of a wildfire, deenergization event, or a breakage or failure of a dam, pump, pipeline, or conduit causing an immediate emergency, the governing body of a public water supplier shall make a declaration pursuant to Section 350 only after a public hearing at which consumers of the water supply shall have an opportunity to be heard to protest the declaration and to present their respective needs to the governing board.

(b) For purposes of this section, a "deenergization event" means a planned power outage, undertaken by an electrical corporation, as defined in Section 218 of the Public Utilities Code, to reduce the risk of wildfires caused by utility equipment, pursuant to Public Utilities Commission Resolution ESRB-8 and any decisions issued by the commission, the Wildfire Safety Division, as set forth in Section 326 of the Public Utilities Code, the Office of Energy Infrastructure Safety, or any other agency with authority over electrical corporations. A deenergization event commences when an electrical corporation provides notice to any state agency or political subdivision of the potential need to initiate a planned deenergization of the electrical grid, and ceases when the electrical corporation restores electrical services to all deenergized customers, or at such time as the electrical corporation cancels the deenergization event for some or all of its affected customers, and rescinds the notice of the potential need to initiate the deenergization event. A deenergization event does not include any planned outages in connection with regular utility work.

*(Amended by Stats. 2021, Ch. 68, Sec. 1. (SB 708) Effective January 1, 2022.)*

**352.**

Notice of the time and place of hearing shall be published pursuant to Section 6061 of the Government Code at least seven days prior to the date of hearing in a

newspaper printed, published, and circulated within the area in which the water supply is distributed, or if there is no such newspaper, in any newspaper printed, published, and circulated in the county in which the area is located.

*(Amended by Stats. 1957, Ch. 357.)*

**353.**

When the governing body has so determined and declared the existence of an emergency condition of water shortage within its service area, it shall thereupon adopt such regulations and restrictions on the delivery of water and the consumption within said area of water supplied for public use as will in the sound discretion of such governing body conserve the water supply for the greatest public benefit with particular regard to domestic use, sanitation, and fire protection.

*(Added by Stats. 1953, Ch. 140.)*

**354.**

After allocating and setting aside the amount of water which in the opinion of the governing body will be necessary to supply water needed for domestic use, sanitation, and fire protection, the regulations may establish priorities in the use of water for other purposes and provide for the allocation, distribution, and delivery of water for such other purposes, without discrimination between consumers using water for the same purpose or purposes.

*(Added by Stats. 1953, Ch. 140.)*

**355.**

The regulations and restrictions shall thereafter be and remain in full force and effect during the period of the emergency and until the supply of water available for distribution within such area has been replenished or augmented.

*(Added by Stats. 1953, Ch. 140.)*

**356.**

The regulations and restrictions may include the right to deny applications for new or additional service connections, and provision for their enforcement by discontinuing service to consumers wilfully violating the regulations and restrictions.

*(Added by Stats. 1953, Ch. 140.)*

**357.**

If the regulations and restrictions on delivery and consumption of water adopted pursuant to this chapter conflict with any law establishing the rights of individual consumers to receive either specific or proportionate amounts of the water supply available for distribution within such service area, the regulations and restrictions

adopted pursuant to this chapter shall prevail over the provisions of such laws relating to water rights for the duration of the period of emergency; provided, however, that any distributor of water which is subject to regulation by the State Public Utilities Commission shall before making such regulations and restrictions effective secure the approval thereof by the Public Utilities Commission.  
*(Added by Stats. 1953, Ch. 140.)*

**358.**

Nothing in this chapter shall be construed to prohibit or prevent review by any court of competent jurisdiction of any finding or determination by a governing board of the existence of an emergency or of regulations or restrictions adopted by such board, pursuant to this chapter, on the ground that any such action is fraudulent, arbitrary, or capricious.  
*(Added by Stats. 1953, Ch. 140.)*

**359.**

(a) Notwithstanding any other provision of law that requires an election for the purpose of authorizing a contract with the United States, or for incurring the obligation to repay loans from the United States, and except as otherwise limited or prohibited by the California Constitution, a public water agency, as an alternative procedure to submitting the proposal to an election, upon affirmative vote of four-fifths of the members of the governing body thereof, may apply for, accept, provide for the repayment together with interest thereon, and use funds made available by the federal government pursuant to Public Law 95-18, pursuant to any other federal act subsequently enacted during 1977 that specifically provides emergency drought relief financing, or pursuant to existing federal relief programs receiving budget augmentations in 1977 for drought assistance, and may enter into contracts that are required to obtain those federal funds pursuant to the provisions of those federal acts if the following conditions exist:

- (1) The project is undertaken by a state, regional, or local governmental agency.
- (2) As a result of the severe drought now existing in many parts of the state, the agency has insufficient water supply needed to meet necessary agricultural, domestic, industrial, recreational, and fish and wildlife needs within the service area or area of jurisdiction of the agency.
- (3) The project will develop or conserve water before October 31, 1978, and will assist in mitigating the impacts of the drought.
- (4) The agency affirms that it will comply, if applicable, with Sections 1602, 1603, and 1605 of the Fish and Game Code.
- (5) The project will be completed on or before the completion date, if any, required under the federal act providing the funding, but not later than March 1, 1978.

(b) Any obligation to repay loans shall be expressly limited to revenues of the system improved by the proceeds of the contract.

(c) No application for federal funds pursuant to this section shall be made on or after March 1, 1978.

(d) Notwithstanding the provisions of this section, a public agency shall not be exempt from any provision of law that requires the submission of a proposal to an election if a petition requesting such an election signed by 10 percent of the registered voters within the public agency is presented to the governing board within 30 days following the submission of an application for federal funds.

(e) Notwithstanding the provisions of this section, a public water agency that applied for federal funds for a project before January 1, 1978, may make application to the Director of the Drought Emergency Task Force for extension of the required completion date specified in paragraph (5) of subdivision (b). Following receipt of an application for extension, the Director of the Drought Emergency Task Force may extend the required completion date specified in paragraph (5) of subdivision (b) to a date not later than September 30, 1978, if the director finds that the project has been delayed by factors not controllable by the public water agency. If the Drought Emergency Task Force is dissolved, the Director of Water Resources shall exercise the authority vested in the Director of the Drought Emergency Task Force pursuant to this section.

(f) For the purposes of this section, "public water agency" means a city, district, agency, authority, or any other political subdivision of the state, except the state, that distributes water to the inhabitants thereof, is otherwise authorized by law to enter into contracts or agreements with the federal government for a water supply or for financing facilities for a water supply, and is otherwise required by law to submit those agreements or contracts or any other project involving long-term debt to an election within that public water agency.

*(Amended by Stats. 2006, Ch. 538, Sec. 668. Effective January 1, 2007.)*



## Report of General Manager

May 27, 2023 through June 19, 2023

- Continue developing abilities of Assistant GM to assume GM duties.
- Prepare several new service cost estimates for prospective buyers.
- Complete CCR, print, staple, and fold for mailing with monthly invoices. Print address labels. Post CCR on website, update links on webpages.
- Complete newsletter for June to include with billing.
- Assist staff with mailing invoices, newsletters, CCR.
- Assist staff clearing weeds at Yard.
- Collect monthly Bacteriological, Fe and Mn samples for June, deliver samples to Lab.
- Assist staff with payroll processing with new payroll provider.
- Assist staff with sewer line repairs.
- Begin gathering and transmitting requested information for CSWR acquisition.

### Issues and Concerns:

- Need to develop operations manual for complete system operation and administration to ensure continuity in event of personnel changes.
- **Need to develop additional water source(s).**
- **Need to install treatment to Hackamore well to meet water quality standards.**
- Continue training staff. Assist staff with completing water course and scheduling D2, T2 testing.
- Prepare for Prop 218 public hearing and protest election.
- Draft late payment fee policy.
- Draft revised leak adjustment policy to reflect rate changes from adoption of tiered rate structure.

### Completed:

- Complete installation of new service to 2/7600 on Sand Canyon.
- Complete installation of new service to 2/6034 on Umtali.
- Complete and submit Electronic Annual Report to WaterBoards.
- Complete 2022 Consumer Confidence Report, distribute report to customers, post at Office and post on website.

### Upcoming:

- Work with CSWR to provide information as needed for acquisition process.
- Complete WTP Generator repairs and installation of drip legs to collect condensation. (In Progress)
- Complete installation of pitless adapter, pumping equipment at Montclair East Well, complete site grading.
- Install blow-off on Lalaponzi.
- Replace blow-off at 13029 Umtali.

- Relocate existing Montclair tank to West Tank site and install tank.
- Install blow-off at east and west ends of Umtali to facilitate flushing Umtali line.
- Cleanup along Umtali (complete services, install valve boxes, backfill, etc.).
- Re-roof office building.
- Finish Building remodel.
- Replace door on garage.
- Install cross and valves at Umtali and Roper for service on Roper and Inyanga.
- Finish Insulating Country Canyon booster building (Near Completion)
- Repair storm damage at Pretoria and Hackamore wells.
- Install back-up generator at Office.
- Install arsenic treatment at Hackamore well.
- Install building to house well, filter system at Hackamore well.
- Replace Pretoria 2" main with 4" main.

Prop 84 Update

March 19, 2023

Claim 45 was submitted to WaterBoards and we have received partial payment for Claim 44 and Claim 45. I have requested but have yet to receive an explanation of what expenses were denied and the reason for such denial for both claims. Claim 44 was reduced by \$6,178.00 and Claim 45 by \$85,937.00.

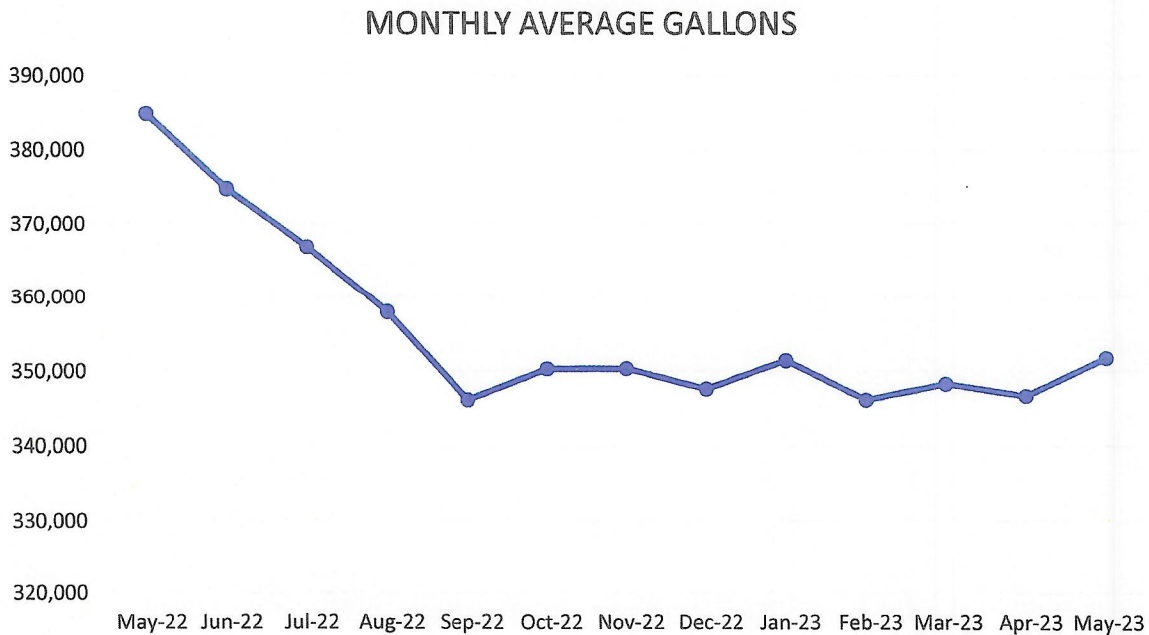


## SYSTEM STATUS


June 2023

- Montclair West Well continues to be the sole source for the entire system as the East Well static water level reached the level of the pump and the pumping equipment has been removed to allow well upgrades and lowering of pump.
- For the month of June to date (6/14/23), Montclair wells are averaging 11.34 hours per day supplying an average of 13,953 gallons per day. Average pumping for May was 14,362 gallons per day.
- On June 14<sup>th</sup>, 2023, the static water level was 293.6 feet. On June 14<sup>th</sup>, 2022, static water level was 270 feet.
- 12-month running average monthly production as of June 1<sup>st</sup> was 351,731 gallons, a decrease of 33,180 gallons from the same period in 2022.
- Monthly bacteriological sampling for April was completed in compliance with the combined system BSSP. All samples were negative for coliform and e. coli.
- Fe and Mn samples continue to indicate N/D levels post filtration.

Hackamore well was pumping at 3.0 gpm on June 1<sup>st</sup>.



MONTCLAIRE WEST WELL WATER LEVEL



Date	Water Produced	Water Sold	Flushing	Misc Use	Lost	Static	Pumping
8/5/22						24.0	23.0
8/12/22						23.5	22.5
8/19/22						23.0	22.0
8/26/22						23.5	22.5
9/2/22						23.0	22.0
9/9/22						23.5	22.5
9/16/22						23.0	22.0
9/23/22						23.5	22.5
9/30/22						23.0	22.0
10/7/22						23.5	22.5
10/14/22						23.0	22.0
10/21/22						23.5	22.5
10/28/22						23.0	22.0
11/4/22						23.5	22.5
11/11/22						23.0	22.0
11/18/22						23.5	22.5
11/25/22						23.0	22.0
12/2/22						23.5	22.5
12/9/22						23.0	22.0
12/16/22						23.5	22.5
12/23/22						23.0	22.0
12/30/22						23.5	22.5
1/6/23						23.0	22.0
1/13/23						23.5	22.5
1/20/23						23.0	22.0
1/27/23						23.5	22.5
2/3/23						23.0	22.0
2/10/23						23.5	22.5
2/17/23						23.0	22.0
2/24/23						23.5	22.5
3/3/23						23.0	22.0
3/10/23						23.5	22.5
3/17/23						23.0	22.0
3/24/23						23.5	22.5
3/31/23						23.0	22.0
4/7/23						23.5	22.5
4/14/23						23.0	22.0
4/21/23						23.5	22.5
4/28/23						23.0	22.0
5/5/23						23.5	22.5
5/12/23						23.0	22.0
5/19/23						23.5	22.5
5/26/23						23.0	22.0
6/2/23						23.5	22.5
6/9/23						23.0	22.0

May-23

Water Produced	445,216	100%
Water Sold	342,821	77%
Flushing		0%
Misc Use		0%
Lost	102,395	23%
Hackamore		
Water Produced	10,760	100%
Water Sold	6,609	61%
Flushing		0%
Lost	4,151	39%
Tanganda		
Water Produced	0	100%
Water Sold	0	#DIV/0!
Flushing	0	#DIV/0!
Lost	0	#DIV/0!

2023 Totals

Water Produced	1,629,779	100%
Water Sold	1,269,683	78%
Flushing		0%
Misc Use		0%
Lost	360,096	22%
Hackamore		
Water Produced	26,777	100%
Water Sold	16,386	61%
Flushing		0%
Lost	10,391	39%
Tanganda		
Water Produced	0	100%
Water Sold	0	#DIV/0!
Flushing	0	#DIV/0!
Lost	0	#DIV/0!

2022 Year End Totals

Water Produced	4,170,804	100%
Water Sold	3,293,608	79%
Flushing		0%
Misc Use		0%
Lost	877,196	21%
Hackamore		
Water Produced	61,979	100%
Water Sold	43,697	71%
Flushing		0%
Lost	18,282	29%
Tanganda		
Water Produced	0	100%
Water Sold	0	#DIV/0!
Flushing	0	#DIV/0!
Lost	0	#DIV/0!

