



A STATE OF
CALIFORNIA
PUBLIC AGENCY

QUAIL VALLEY WATER DISTRICT

BOARD OF DIRECTORS

Mike Biglay
Jean Grodewald
Rita Leonard Phillips
Enrique Lopez
James Sweany

2

AGENDA FOR THE REGULAR MEETING OF THE BOARD OF DIRECTORS OF QUAIL VALLEY WATER DISTRICT

To be held at 24750 Sand Canyon Road, Tehachapi, CA
Saturday, June 25, 2022, at 8:30 AM.

All attendees are reminded to follow all State and Local health and safety recommendations and guidance for attending meetings.

NOTE: To comply with the Americans with Disabilities Act, to participate in any Board meeting please contact Dawnette Boatman at 661-822-1923 at least 48 hours prior to a Board meeting to inform us of your needs and to determine if accommodation is feasible.

Agenda item materials are available for public review at the District office, 24750 Sand Canyon Road, Tehachapi. Please contact Dawnette Boatman for public review of materials.

PUBLIC COMMENT GUIDELINES: The prescribed time limit per speaker is three minutes. Please refrain from public displays or outbursts such as unsolicited applause, comments, or cheering. Any disruptive activities that substantially interfere with the ability of the District to carry out its meetings will not be permitted and offenders will be requested to leave.

Each agenda item shall be deemed to include any appropriate motion, resolution, or ordinance to take action on any item.

The public shall have an opportunity to comment on non-agenda items at the beginning of the meeting. Public shall have an opportunity to comment on each agenda item prior to any action taken.

1. Roll Call.
2. Adoption of Agenda.
3. Public comments for NON-agenda items.
4. Consent Calendar:
 - 4.1. Approve Minutes from Regular Meeting of 04/30/2022.
5. Action Items:
 - 5.1. Discussion of monthly financial statements and consideration and possible action to approve payments for April & May, 2022. (General Manager Hardenbrook)

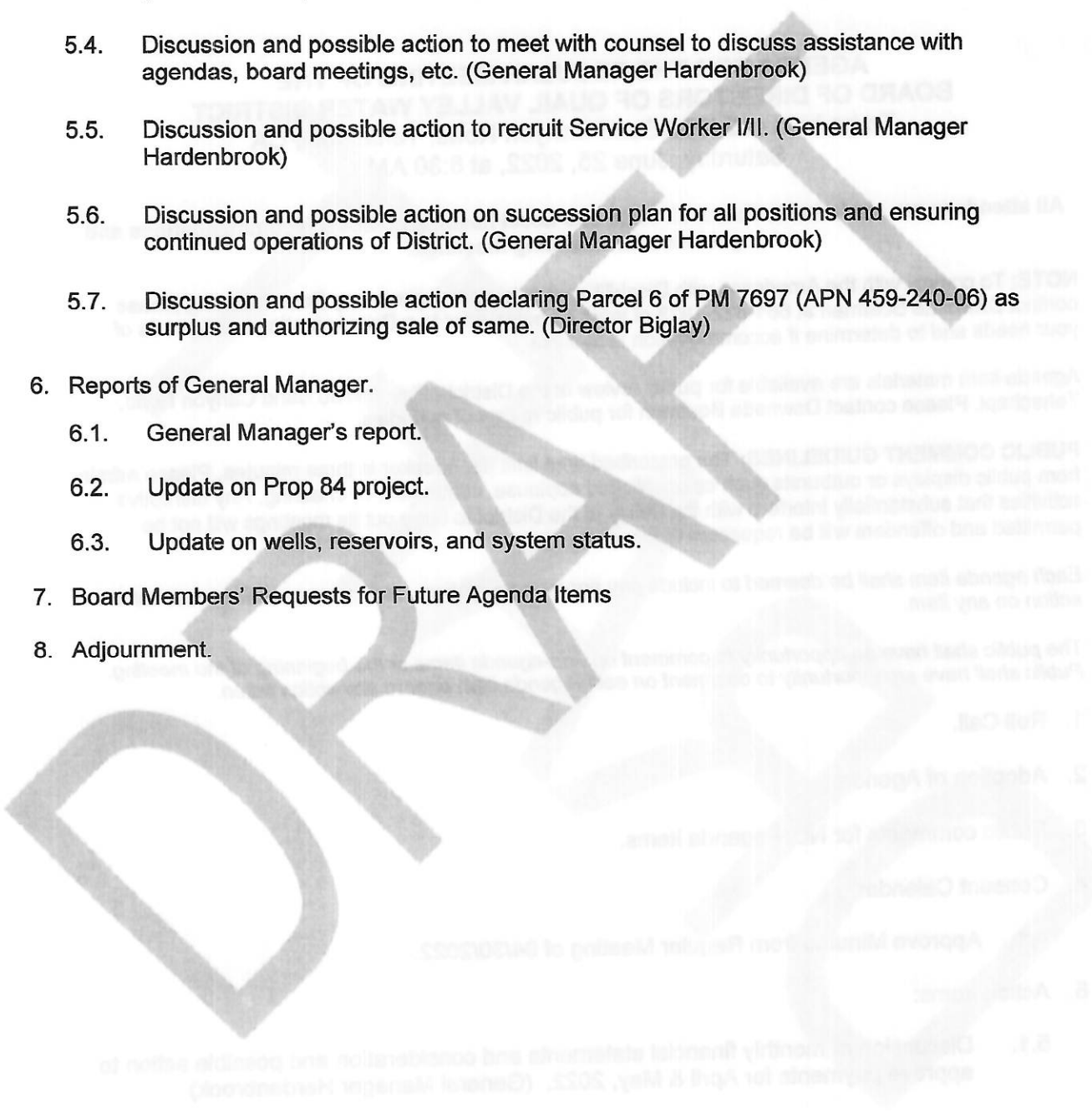
- 5.2. Update, discussion, and possible action to summons received in Hillcrest Investments, LTD.; et al. vs. Chicago Title Insurance Company; et al., United States District Court for the District of Nevada Civil Action No. 2:22-cv-00406-RFB-VCF. (General Manager Hardenbrook)
- 5.3. Discussion and possible action on water service in area around Hackamore well. (General Manager Hardenbrook)
- 5.4. Discussion and possible action to meet with counsel to discuss assistance with agendas, board meetings, etc. (General Manager Hardenbrook)
- 5.5. Discussion and possible action to recruit Service Worker I/II. (General Manager Hardenbrook)
- 5.6. Discussion and possible action on succession plan for all positions and ensuring continued operations of District. (General Manager Hardenbrook)
- 5.7. Discussion and possible action declaring Parcel 6 of PM 7697 (APN 459-240-06) as surplus and authorizing sale of same. (Director Biglay)

6. Reports of General Manager.

- 6.1. General Manager's report.
- 6.2. Update on Prop 84 project.
- 6.3. Update on wells, reservoirs, and system status.

7. Board Members' Requests for Future Agenda Items

8. Adjournment.





A STATE OF
CALIFORNIA
PUBLIC AGENCY

QUAIL VALLEY WATER DISTRICT

BOARD OF DIRECTORS

Mike Biglay
Jean Grodewald
Rita Leonard Phillips
Enrique Lopez
James Sweany

4.1

MINUTES OF THE REGULAR MEETING OF THE BOARD OF DIRECTORS OF QUAIL VALLEY WATER DISTRICT Held at 24750 Sand Canyon Road, Tehachapi, CA Saturday, April 30, 2022 at 8:30 AM.

1. Roll Call.

*Meeting called to order at 8:30 AM. There were present, representing a quorum:
Director Biglay;
Director Grodewald;
Director Phillips;
Director Lopez;
Director Sweany.*

2. Adoption of Agenda.

Director Grodewald moved, seconded by Director Phillips, to adopt agenda. Motion approved by unanimous assent.

3. Public comments for NON-agenda items.
None.

4. Consent Calendar:

4.1. Approve Minutes from Regular Meeting held on 04/02/2022.
Director Biglay moved, seconded by Director Lopez to approve consent calendar. Motion approved by unanimous assent.

5. Action Items:

5.1. Discussion of monthly financial statements and consideration and possible action to approve payments for March 2022. (General Manager Hardenbrook)
General Manager Hardenbrook led a review and explanation of financial statements. Director Lopez moved, seconded by Director Grodewald, to approve payments for March 2022. Motion approved by unanimous assent.

5.2. Discussion and possible action to reschedule 05/28/2022 Board Meeting. (General Manager Hardenbrook)
Director Biglay motioned, seconded by Director Phillips, to cancel the Regular Meeting of the Board of Directors scheduled for May 28, 2022. Motion approved by unanimous assent.

- 5.3. Adjourn Board Meeting, open Hearing on Ordinance 01-2022. (General Manager Hardenbrook) 4,1
Meeting adjourned at 9:06 and a hearing on Ordinance 01-2022 was held. Ordinance 01-2022 was read and discussed. Public comment was solicited, none received. Meeting resumed at 09:48
Director Biglay motioned, seconded by Director Lopez, to find necessity to adopt Ordinance 01-2022. Motion approved with 5 ayes, 0 nays.
- 5.4. Discussion and possible action adopting resolution and ordinance in response to continued drought conditions. (General Manager Hardenbrook)
Director Lopez motioned, seconded by Director Phillips, to adopt a Stage 2 Water Supply Shortage Condition, Resolution No. 02-2022. Motion approved with 5 ayes, 0 nays.
- 5.5. Discussion and possible action selecting candidate for LAFCO Special District Representative ballot. (General Manager Hardenbrook)
Director Biglay motioned, seconded by Director Phillips, to select candidate Carlos Chavira for the LAFCO Special District Representative and direct staff to cast ballot. Motion approved by unanimous assent.
- 5.6. Discussion and possible action to answer summons received in Hillcrest Investments, LTD; et al. vs. Chicago Title Insurance Company; et al., United States District Court for the District of Nevada Civil Action No. 2:22-cv-00406-RFB-VCF. (General Manager Hardenbrook)
Director Biglay motioned, seconded by Director Phillips, directing General Manager Hardenbrook to request attorney to respond to summons and provide Board with copy of response as soon as available. Motion approved by unanimous assent.
- 5.7. Adjourn to closed session: Conference with legal counsel – Pending Litigation – Government Code Section 54956.9 (d)(1): Hillcrest Investments, LTD, et al. vs. Chicago Title Insurance Company, et al. – United States District Court, District of Nevada.
Closed session not held.
- 5.8. Return from closed session, announce any actions taken in closed session.
No action.
- 5.9. Discussion and possible action on water service in area around Hackamore well. (General Manager Hardenbrook)
Director Biglay motioned, seconded by Director Grodewald, to allow reconnection to existing well, not to exceed four (4) connections. Connection requests subject to BOD approval. Motion approved by unanimous assent.
- 5.10. Discussion and possible action to meet with counsel to discuss assistance with agendas, board meetings, etc. (General Manager Hardenbrook)
No action.
6. Reports of General Manager.
- 6.1 General Manager's report. (General Manager Hardenbrook)
General Manager Hardenbrook provided Board with a written report and brief overview of activities from April 01, 2022 through April 25, 2022.

6.2 Update on Prop 84 project. (General Manager Hardenbrook)
General Manager Hardenbrook provided Board with written report and brief overview of report contents.

4.1

6.3 Update on wells, reservoirs and system status. (General Manager Hardenbrook)
General Manager Hardenbrook provided Board with written report and brief overview of report contents.

7. Board Members' Requests for Future Agenda Items.
- Director Biglay requested placing disposal of Lot 6 on the next agenda.

8. Adjournment.
There being no further business before the Board, Director Biglay moved to adjourn at 10:46 AM. Motion approved by unanimous assent.

I attest this is a true and complete copy of the minutes of a regular meeting of the Board as read and approved by the Board of Directors of the Quail Valley Water District.

Dawnette Boatman, Secretary

List of Monthly Financial Reports

Regular Accounts

- 1. Balance Sheet ✓
- 2. Cash Flow-Mo
- 3. Cash Flow-YTD ✓
- 4. P&L-Mo
- 5. P&L-YTD
- 6. UBOC Register
- 7. UBOC Reconciliation
- 8. UBOC Statement
- 9. Kern Co Register
- 10. Kern Co Reconciliation
- 11. Kern Co Statement
- 12. UBOC Visa Register
- 13. UBOC Visa Reconciliation
- 14. UBOC Statement
- 15. CalCard Register
- 16. CalCard Reconciliation
- 17. CalCard Statement
- Petty Cash Register*

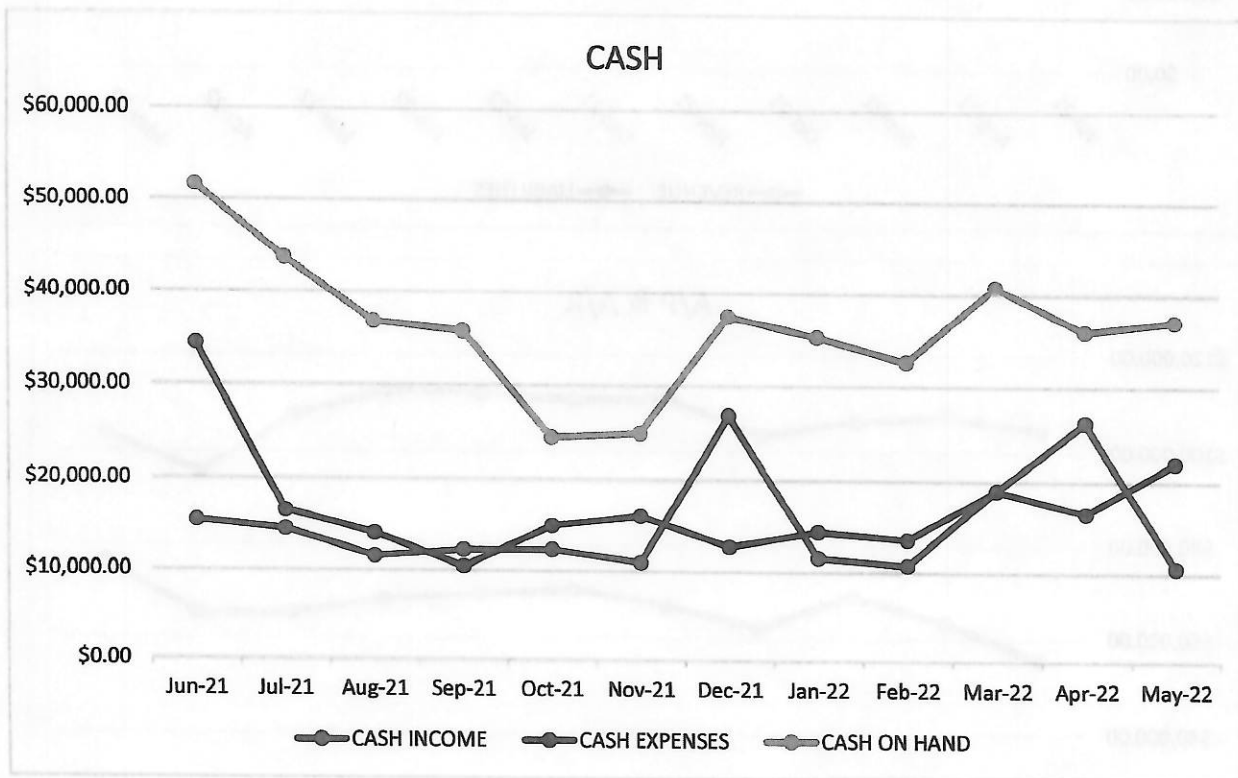
Prop 84 Accounts

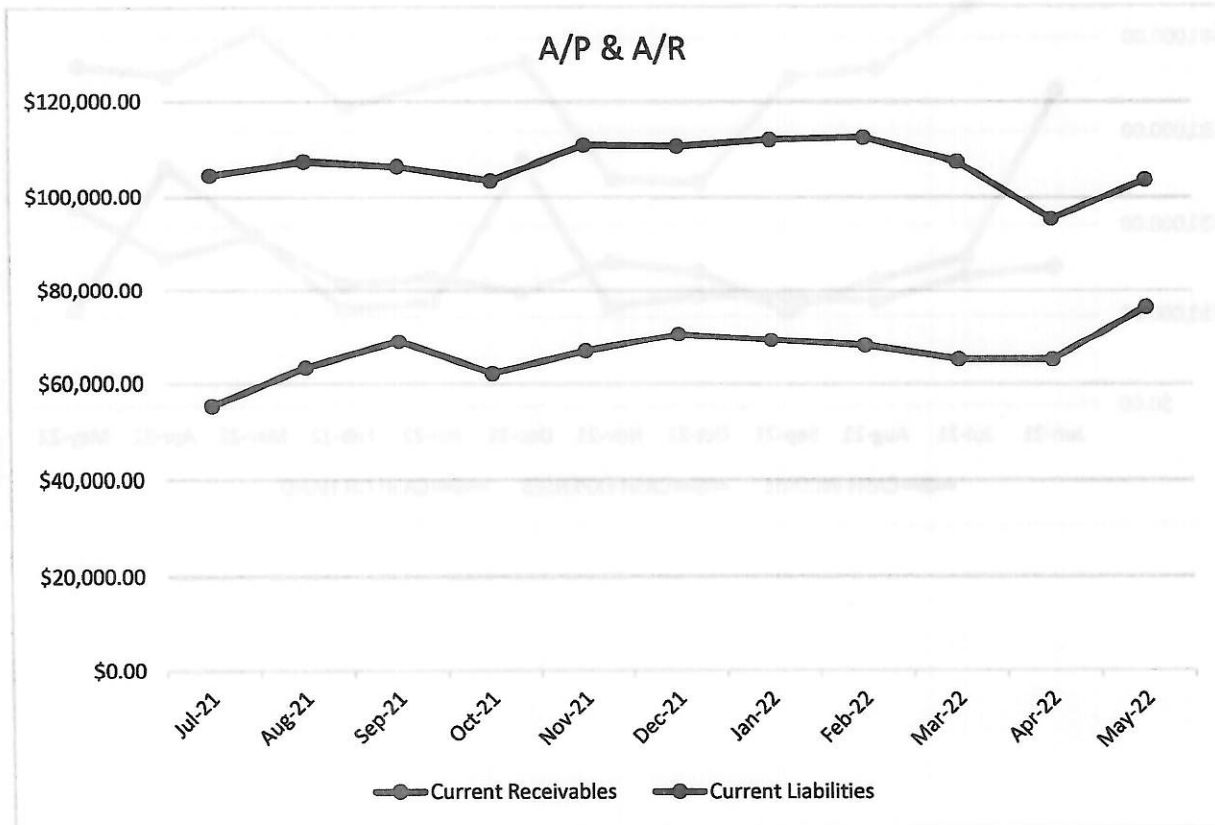
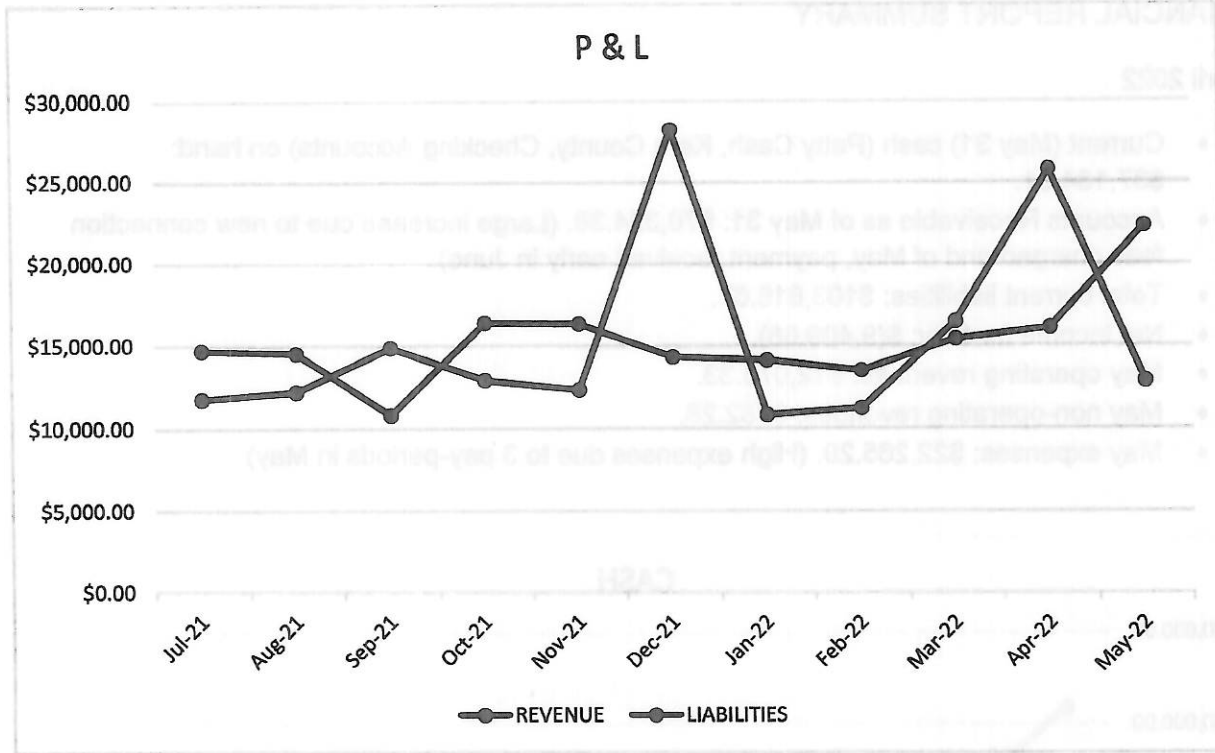
- 18. Balance Sheet
- 19. Cash Flow-Mo
- 20. Cash Flow-YTD
- 21. P&L-Mo
- 22. P&L-YTD
- 23. UBOC Register
- 24. UBOC Reconciliation
- 25. UBOC Statement
- 26. CoBank Register
- 27. CoBank Reconciliation
- 28. CoBank Statement

FINANCIAL REPORT SUMMARY

April 2022

- Current (May 31) cash (Petty Cash, Kern County, Checking Accounts) on hand: \$37,134.01.
- Accounts Receivable as of May 31: \$76,324.38. (Large increase due to new connection fees charged end of May, payment received early in June)
- Total current liabilities: \$103,616.67.
- Net income for May: \$(9,409.68).
- May operating revenues: \$12,073.33.
- May non-operating revenues: \$782.28.
- May expenses: \$22,265.29. (High expenses due to 3 pay-periods in May)





Quail Valley Water District
Balance Sheet
As of May 31, 2022

	May 31, 22
ASSETS	
Current Assets	
Checking/Savings	
131000 · Cash (Currency, coin, checks, money orders and banker's drafts on hand or on deposit with the...	
131001 · Petty Cash (Petty Cash)	84.01
131002 · Cash-Kern County (Account held by Kern County Controller - Property tax Proceeds)	20,560.52
131003 · Union Bank	16,489.48
Total 131000 · Cash (Currency, coin, checks, money orders and banker's drafts on hand or on deposit wi...	37,134.01
Total Checking/Savings	37,134.01
Accounts Receivable	
137000 · Accounts Receivable (This account includes the amounts due from customers for utility service...	
137121 · Accounts Receivable	48,451.52
137125 · Accounts Rec - Prop 84	16,179.68
137126 · Accounts Rec-Conn-Fees	484.50
137000 · Accounts Receivable (This account includes the amounts due from customers for utility serv...	11,208.68
Total 137000 · Accounts Receivable (This account includes the amounts due from customers for utility s...	76,324.38
Total Accounts Receivable	76,324.38
Other Current Assets	
12100 · Inventory Asset (Costs of inventory purchased for resale)	1,852.03
130000 · Undeposited Funds (Funds received, but not yet deposited to a bank account)	1,174.40
146000 · Inventory of Material and Suppl (This account includes the cost of all unapplied materials and s...	20,888.04
Total Other Current Assets	23,914.47
Total Current Assets	137,372.86
Fixed Assets	
110000 - Property, Plant & Equipment	
111000 · Utility Plant In Service (This account accumulates accounts 111100-111999)	
111200 · Land (This account includes the cost of land owned by the district and including rights, inter...	31,216.96
111400 · Pumping Plant (This category covers the cost of plant and equipment in connection with pu...	
1114151 · Tanganda Booster Relocation (Costs accumulated for relocation of Tanganda Booster St...	6,252.21
1114161 · Country Cyn Bstr Pump Replacem (Costs accumulated for Country Canyon Booster Pu...	1,692.83
111400 · Pumping Plant (This category covers the cost of plant and equipment in connection with p...	22,379.86
Total 111400 · Pumping Plant (This category covers the cost of plant and equipment in connection wit...	30,324.90
111500 · Water Treatment Plant (This category covers all costs of plant and equipment used in conne...	2,975.22
111600 · Transmission & Distribution Pla (This category covers all cost of plant and equipment used i...	318,398.62
111700 · General Plant (This category covers all costs of plant and equipment used for general water ...	
111710 · Vehicles and Equipment (VEHICLES AND EQUIPMENT)	
1117101 · Trencher (Ditch Witch 3500 Trencher)	3,783.24
1117102 · 1999 Chev (1999 Chevrolet K20)	3,300.00
Total 111710 · Vehicles and Equipment (VEHICLES AND EQUIPMENT)	7,083.24
111700 · General Plant (This category covers all costs of plant and equipment used for general wat...	74,031.90
Total 111700 · General Plant (This category covers all costs of plant and equipment used for general ...	81,115.14
Total 111000 · Utility Plant In Service (This account accumulates accounts 111100-111999)	464,030.84
112000 - Construction in Progress (This category covers labor, materials, overhead amounts and interes...	
1121420 · Equestrian Main	
1121425 · Labor	350.00
1121420 · Equestrian Main - Other	-410.00
Total 1121420 · Equestrian Main	-60.00
112600 · Const In Progress-111600 (Transmission & Distribution Plant)	10,066.37
112700 · Const In Progress-111700 (General Plant)	
1127161 · Office Building Remodel-ADA (Costs accumulated for office building repairs/remodel/AD...	15,761.40
Total 112700 · Const In Progress-111700 (General Plant)	15,761.40
1128400 · Prop 84 Construction Project (All costs advanced by district for Prop 84 construction proje...	
1128401 · 1. Construction of Facilities	50,117.84
1128402 · 2. Construction Management	90.77
1128404 · 4. Easement Recording	-1,191.17
1128406 · 6. Construction Survey	1,595.00
1128411 · Overbudget Expense	20,000.00
1128412 · Unreimbursed Costs	55,969.39
1128400 · Prop 84 Construction Project (All costs advanced by district for Prop 84 construction pro...	1,000.00
Total 1128400 · Prop 84 Construction Project (All costs advanced by district for Prop 84 construction ...	127,581.83

Quail Valley Water District
Balance Sheet
 As of May 31, 2022

	May 31, 22
112000 · Construction in Progress (This category covers labor, materials, overhead amounts and inter...)	121,275.89
Total 112000 · Construction in Progress (This category covers labor, materials, overhead amounts and i...	274,625.49
114000 · Other Physical Property (This account includes the cost of land, structures, and equipment own...)	
115000 · Accumulated Depreciation and Am (This account accumulates accounts 115100-115999)	65,000.00
115100 · Depreciation, Plant In Service (The cumulative depreciation and amortization charges since t...	
115140 · Depreciation, Pumping Plant In (The cumulative depreciation and amortization for the Pu...	-26,944.48
115150 · Depreciation, Treatment Plant (The cumulative depreciation and amortization charges for ...)	-2,033.06
115160 · Depreciation, Distribution Plan (The cumulative depreciation and amortization charges for...)	-62,773.26
115170 · Depreciation, General Plant In (The cumulative depreciation and amortization for the Gene...)	-25,323.87
115100 · Depreciation, Plant In Service (The cumulative depreciation and amortization charges sinc...	-99,784.00
Total 115100 · Depreciation, Plant In Service (The cumulative depreciation and amortization charges s...	-216,858.67
115200 · Depreciation, Plant Held Future (The cumulative depreciation and amortization charges since...)	-6,800.00
Total 115000 · Accumulated Depreciation and Am (This account accumulates accounts 115100-115999)	-223,658.67
Total 110000 · Property, Plant & Equipment	579,997.66
Total Fixed Assets	579,997.66
Other Assets	
120000 · Investments, Restricted Assets (Investments, Restricted Assets, & Other Long -Term Assets.)	
125000 · Other Long-Term Assets (This category covers assets not properly includible in accounts 12300...)	
125100 · A/R Connection Fees	
125101 · Anderson, M.	4,882.95
125103 · Giesregen, J.	9,500.00
125106 · Lozano, M.	5,165.57
125107 · Miller, J.	8,839.19
125108 · Miller, L.	5,596.54
125111 · Stancliff R.	2,647.64
125113 · Villasenor, D.	6,365.15
125100 · A/R Connection Fees - Other	-22,070.23
Total 125100 · A/R Connection Fees	20,926.81
Total 125000 · Other Long-Term Assets (This category covers assets not properly includible in accounts ...	20,926.81
Total 120000 · Investments, Restricted Assets (Investments, Restricted Assets, & Other Long -Term Assets.)	20,926.81
150000 · Deferred Charges	
151000 · Preliminary Survey & Investigat (This account includes all costs for preliminary surveys, plans, ...)	
151100 · Prop 84 Feasibility Study	442,500.32
Total 151000 · Preliminary Survey & Investigat (This account includes all costs for preliminary surveys, p...	442,500.32
150000 · Deferred Charges - Other	-1.20
Total 150000 · Deferred Charges	442,499.12
Total Other Assets	463,425.93
TOTAL ASSETS	1,180,796.45
LIABILITIES & EQUITY	
Liabilities	
Current Liabilities	
Accounts Payable	
222000 · Accounts Payable (Amounts owed on open account to private persons or organizations for g...)	67,285.01
Total Accounts Payable	67,285.01
Credit Cards	
222100 · Acc Payable -Visa Cards	
222104 · 3542 - Acc Payable-FNBO-Randy	8.49
Total 222100 · Acc Payable -Visa Cards	8.49
222200 · Acc Payable - Cal Cards	
222201 · 4344 Acc Payable-CalCard-Randy	1,762.16
222207 · 6227 Izzy - Cal Card (Izzy's Cal Card)	446.68
222208 · 6201 Dawnette - Cal Card (Dawnette's Cal Card)	845.40
222200 · Acc Payable - Cal Cards - Other	-1,807.01
Total 222200 · Acc Payable - Cal Cards	1,247.23
Total Credit Cards	1,255.72

Quail Valley Water District
Balance Sheet
 As of May 31, 2022

	May 31, 22
Other Current Liabilities	
229000 · Taxes Accrued (This account covers obligations to pay taxes (income, property, payroll, etc.)...	
229331 · 331 - Federal Taxes	3,300.71
229333 · 333 - Calif State Taxes	349.11
Total 229000 · Taxes Accrued (This account covers obligations to pay taxes (income, property, payroll...	3,649.82
230000 · Other Current Liabilities (This account covers miscellaneous obligations of the district due w...	
230101 · Loan-Hardenbrook (Loan-Hardenbrook)	11,600.00
230102 · May 2018 Voluntary Rate Increas	19,954.46
Total 230000 · Other Current Liabilities (This account covers miscellaneous obligations of the district ...	31,554.46
24000 · Payroll Liabilities (Unpaid payroll liabilities. Amounts withheld or accrued, but not yet paid)	
240000 · Deferred Credits	100.00
242000 · Other Deferred Credits (This account includes advanced billings and receipts and other d...	0.66
Total 240000 · Deferred Credits	0.66
Total Other Current Liabilities	35,304.94
Total Current Liabilities	103,845.67
Long Term Liabilities	
212000 · Due To Other Gov Agencies	
212300 · Due To Other Local Agencies (This account includes long-term debt, other than bonds or tim...	-229.00
Total 212000 · Due To Other Gov Agencies	-229.00
Total Long Term Liabilities	-229.00
Total Liabilities	103,616.67
Equity	
250000 · Contributed Capital	
251000 · Contrib In Aid Of Cons-Plant (This account includes amounts received, in the form of grants, do...	
251100 · ContributionsInAid-Plant-State	785,095.18
251400 · ContributionsInAid-Plant-Other	97,166.67
Total 251000 · Contrib In Aid Of Cons-Plant (This account includes amounts received, in the form of gran...	882,261.85
250000 · Contributed Capital - Other	35,936.00
Total 250000 · Contributed Capital	918,197.85
263000 · Retained Earnings-Unreserved (This account includes the amount of accumulated earnings which ...	-337,650.02
30000 · Opening Balance Equity (Opening balances during setup post to this account. The balance of this a...	487,933.98
Net Income	8,697.97
Total Equity	1,077,179.78
TOTAL LIABILITIES & EQUITY	1,180,796.45

2

Quail Valley Water District Statement of Cash Flows April through May 2022

	Apr - May 22
OPERATING ACTIVITIES	
Net Income	-801.60
Adjustments to reconcile Net Income to net cash provided by operations:	
137000 · Accounts Receivable	-10,787.09
137000 · Accounts Receivable:137121 · Accounts Receivable	-394.88
12100 · Inventory Asset	-382.40
146000 · Inventory of Material and Suppl	-100.40
222000 · Accounts Payable	-4,946.69
222200 · Acc Payable - Cal Cards	-1,807.01
222200 · Acc Payable - Cal Cards:222201 · 4344 Acc Payable-CalCard-Randy	581.49
222200 · Acc Payable - Cal Cards:222207 · 6227 Izzy - Cal Card	446.68
222200 · Acc Payable - Cal Cards:222208 · 6201 Dawnette - Cal Card	845.40
229000 · Taxes Accrued:229331 · 331 - Federal Taxes	1,037.64
229000 · Taxes Accrued:229333 · 333 - Calif State Taxes	157.22
Net cash provided by Operating Activities	-16,151.64
INVESTING ACTIVITIES	
120000 · Investments, Restricted Assets:125000 · Other Long-Term Assets:125100 · A/R Conne...	178.18
Net cash provided by Investing Activities	178.18
FINANCING ACTIVITIES	
250000 · Contributed Capital	6,040.00
250000 · Contributed Capital:251000 · Contrib In Aid Of Cons-Plant:251400 · ContributionsInAi...	7,000.00
Net cash provided by Financing Activities	13,040.00
Net cash increase for period	-2,933.46
Cash at beginning of period	41,241.87
Cash at end of period	38,308.41

3

Quail Valley Water District
Statement of Cash Flows
 July 2021 through May 2022

Jul '21 - May 22

OPERATING ACTIVITIES

Net Income

Adjustments to reconcile Net Income 8,697.97

to net cash provided by operations:

137000 · Accounts Receivable -10,508.00

137000 · Accounts Receivable:137121 · Accounts Receivable -14,466.59

12100 · Inventory Asset -2,690.94

146000 · Inventory of Material and Suppl -3,517.74

222000 · Accounts Payable -6,484.91

222100 · Acc Payable -Visa Cards:222104 · 3542 - Acc Payable-FNBO-Randy 8.49

222200 · Acc Payable - Cal Cards -1,807.01

222200 · Acc Payable - Cal Cards:222201 · 4344 Acc Payable-CalCard-Randy 1,483.34

222200 · Acc Payable - Cal Cards:222207 · 6227 Izzy - Cal Card 446.68

222200 · Acc Payable - Cal Cards:222208 · 6201 Dawnette - Cal Card 845.40

229000 · Taxes Accrued:229331 · 331 - Federal Taxes 1,255.34

229000 · Taxes Accrued:229333 · 333 - Calif State Taxes 309.09

230000 · Other Current Liabilities:230102 · May 2018 Voluntary Rate Increas -339.52

240000 · Deferred Credits:242000 · Other Deferred Credits 0.66

Net cash provided by Operating Activities

-26,767.74

INVESTING ACTIVITIES

110000 · Property, Plant & Equipment:111000 · Utility Plant In Service:111700 · General Plant:1... -3,300.00

110000 · Property, Plant & Equipment:112000 · Construction in Progress -10,050.32

110000 · Property, Plant & Equipment:112000 · Construction in Progress:112600 · Const In Pro... -10,066.37

110000 · Property, Plant & Equipment:112000 · Construction in Progress:1128400 · Prop 84 Co... -10,000.00

120000 · Investments, Restricted Assets:125000 · Other Long-Term Assets:125100 · A/R Conne... 178.18

Net cash provided by Investing Activities

-33,238.51

FINANCING ACTIVITIES

250000 · Contributed Capital 10,936.00

250000 · Contributed Capital:251000 · Contrib In Aid Of Cons-Plant:251100 · ContributionsInAi... 18,830.48

250000 · Contributed Capital:251000 · Contrib In Aid Of Cons-Plant:251400 · ContributionsInAi... 14,000.00

Net cash provided by Financing Activities

43,766.48

Net cash increase for period

-16,239.77

Cash at beginning of period

54,548.18

Cash at end of period

38,308.41

Quail Valley Water District
Profit & Loss
 April through May 2022

4

	Apr - May 22
Ordinary Income/Expense	
Income	
410000 · Operating Revenues (Revenue related to District operations)	
411000 · Water Sales (This account accumulates all costs in accounts 401110-4011799.)	
411100 · Water Sales - Residential (This account includes revenues earned from water supplied to sin...)	18,506.28
Total 411000 · Water Sales (This account accumulates all costs in accounts 401110-4011799.)	18,506.28
421000 · Water Services (This account accumulates all costs in accounts 402110-402159.)	
421500 · Water Services-Other (This account includes billings for customer installations of meters an...)	
421511 · 511 - Connection Fee	2,500.00
421550 · Late Fees	317.46
421590 · Disconnection Fee	250.00
Total 421500 · Water Services-Other (This account includes billings for customer installations of mete...)	3,067.46
421515 · 515 - Account Transfer Fee	150.00
Total 421000 · Water Services (This account accumulates all costs in accounts 402110-402159.)	3,217.46
Total 410000 · Operating Revenues (Revenue related to District operations)	21,723.74
490000 · Non-Operating Revenues (This account accumulates all costs from accounts 409100-409899.)	
491000 · Non-Operating Revenue - Rents (This account includes all rent revenues from land, buildings, o...)	50.00
492000 · Non-Operating - Interest Revenu (This account includes interest revenues on special deposits, l...)	316.03
493000 · Taxes and Assessments (This account accumulates all charges from accounts 409305-409365.)	
493050 · Property Taxes-Current Secured (All taxes apportioned as a result of levies made against the...)	15,765.61
493100 · Property Taxes-Current Unsecured (All taxes apportioned as a result of levies made against th...)	24.03
493200 · Property Taxes-Prior Unsecured (All taxes apportioned as a result of levies made against the...)	0.10
493350 · Property Assessments (Non ad valorem levies made against property in the district on a per ...)	400.00
493450 · Penalties and Costs On Delinque (Include all amounts apportioned as a result of penalties an...)	4.81
493500 · Supplemental Property Taxes-Cur (Property tax revenues(secured and unsecured) received ...)	89.48
493600 · Supplemental-Prior Taxes & Pena (Prior year supplemental roll property taxes, interest and p...)	13.04
Total 493000 · Taxes and Assessments (This account accumulates all charges from accounts 409305-409...)	16,297.07
495000 · Intergovernmental Revenues (This account accumulates all costs in accounts 4095100-4095359.)	
495200 · Homeowners Property Tax Relief (This account includes amount received from the State to c...)	100.02
Total 495000 · Intergovernmental Revenues (This account accumulates all costs in accounts 4095100-40...)	100.02
498000 · Other Non-Operating Revenues (This account includes all non-operating revenues, which are n...)	
498530 · 530 - Miscellaneous	109.97
Total 498000 · Other Non-Operating Revenues (This account includes all non-operating revenues, which ...)	109.97
Total 490000 · Non-Operating Revenues (This account accumulates all costs from accounts 409100-409899.)	16,873.09
Total Income	38,596.83
Cost of Goods Sold	
50000 · Cost of Goods Sold (Costs of items purchased and then sold to customers)	1,037.94
Total COGS	1,037.94
Gross Profit	37,558.89
Expense	
Merchant deposit fees	520.91
500000 · Operating Expenses	
510000 · Source of Supply	
511000 · Supervision, Labor & Expense (This account includes the cost of labor and materials used an...)	0.00
512000 · Maintenance-Structure & Improve (This account includes the cost of labor and materials use...)	0.00
Total 510000 · Source of Supply	0.00
520000 · Pumping (521000-Operation of pumping plant. 522000-Operation & maintenance of pumping pla...)	
521000 · Supervision, Labor & Expense (This account includes the cost of labor and materials used a...)	0.00
522000 · Maintenance-Structures & Improv (This account includes the costs of labor and materials us...)	
522661 · Wages-Maintenance, Pumping (Wages and salaries related to maintenance of pumping fa...)	0.00
Total 522000 · Maintenance-Structures & Improv (This account includes the costs of labor and materi...)	0.00

if

Quail Valley Water District Profit & Loss

April through May 2022

	Apr - May 22
523000 · Fuel or Power Purchased-Pumping (This account includes the cost of fuel or power purchas...	
523108 · SCE Tangan/Bloemfontein	-84.23
523111 · SCE Hackamore	-29.88
523273 · SCE Country CynBooster	-87.70
Total 523000 · Fuel or Power Purchased-Pumping (This account includes the cost of fuel or power pur...	-201.81
Total 520000 · Pumping (521000-Operation of pumping plant. 522000-Operation & maintenance of pumpin...	-201.81
530000 · Water Treatment (531000-Operation of Water Treatment Plant (includes sampling) 532000-Mainte...	
531000 · Supervision, Labor & Expense (This account includes the cost of labor and materials used a...	
531100 · Chemicals-Water Quality	242.19
531200 · Water Quality Testing	1,492.00
531000 · Supervision, Labor & Expense (This account includes the cost of labor and materials use...	0.00
Total 531000 · Supervision, Labor & Expense (This account includes the cost of labor and materials u...	1,734.19
532000 · Maintenance-Structures & impro (This account includes the costs of labor and materials us...	0.00
Total 530000 · Water Treatment (531000-Operation of Water Treatment Plant (includes sampling) 532000-M...	1,734.19
540000 · Transmission & Distribution (541000-Operation of Distribution Plant 542000-Repair & Maintenanc...	
541000 · Supervision, Labor & Expense (This account includes the cost of labor and materials used a...	
541661 · Wages, Transmission & Distrib (Wages and salaries related to supervision and operatio...	0.00
Total 541000 · Supervision, Labor & Expense (This account includes the cost of labor and materials u...	0.00
542000 · Maintenance-Structures & Improv (This account includes the cost of labor and materials use...	
542661 · Wages, Transmission & Distrib (Wages and salaries related to the maintenance of trans...	0.00
5426611 · FLUSHING	0.00
542661 · Wages, Transmission & Distrib (Wages and salaries related to the maintenance of tra...	0.00
Total 542661 · Wages, Transmission & Distrib (Wages and salaries related to the maintenance of ...	0.00
Total 542000 · Maintenance-Structures & Improv (This account includes the cost of labor and material...	0.00
Total 540000 · Transmission & Distribution (541000-Operation of Distribution Plant 542000-Repair & Maint...	0.00
550000 · Customer Accounts (551000-meter reading, billing, maintaining customer accounts. 552000-Unc...	
551000 · Supervision, Meter Reading & Ot (This account includes the costs of labor and materials use...	
551661 · Wages, Customer Accounts (Wages and salaries related to maintenace of customer acco...	0.00
Total 551000 · Supervision, Meter Reading & Ot (This account includes the costs of labor and material...	0.00
Total 550000 · Customer Accounts (551000-meter reading, billing, maintaining customer accounts. 55200...	0.00
560000 · Administrative & General	
561000 · Salaries (This account includes salaries and other considerations (but not Directors' fees) fo...	
561661 · Wages, Administration (Wages and salaries related to general administration not chargea...	2,047.11
561000 · Salaries (This account includes salaries and other considerations (but not Directors' fees)...	2,505.00
Total 561000 · Salaries (This account includes salaries and other considerations (but not Directors' fe...	4,552.11
562000 · Office Supplies & Other Expense (This account includes office supplies and other expenses i...	
562730 · Office Supplies	1,016.05
562740 · Freight	15.56
562760 · Com-Telephone-Internet	472.81
562770 · Utilities-Office	
562771 · SCE Office	89.93
562772 · Propane Office	249.74
Total 562770 · Utilities-Office	339.67
562780 · Dues & Subscriptions	80.00
Total 562000 · Office Supplies & Other Expense (This account includes office supplies and other expe...	1,924.09
563000 · Contractural Services (This account includes the fees and expenses of professional consulta...	1,253.00
564000 · Property Insurance, Injuries & (This account includes the cost of insurance or reserve accru...	1,520.66
565000 · Employee Retirement & Benefits (This account includes charges to provide for payment of b...	
565663 · Employee Reimbursement	0.00
565664 · Wokers Comp Insurance	1,383.00
565000 · Employee Retirement & Benefits (This account includes charges to provide for payment o...	0.00
Total 565000 · Employee Retirement & Benefits (This account includes charges to provide for paymen...	1,383.00
568000 · Maintenance-General Plant (This account includes the costs assignable to customer account...	
568100 · Building Maintenance	0.00

4

Quail Valley Water District Profit & Loss April through May 2022

	Apr - May 22
568640 · Op Expenses Auto	
568642 · Small Tools & Supplies	230.45
568645 · Repair & Main-Equip	91.45
568646 · Fuel - Auto	978.62
568640 · Op Expenses Auto - Other	263.00
Total 568640 · Op Expenses Auto	1,563.52
Total 568000 · Maintenance-General Plant (This account includes the costs assignable to customer ac...	1,563.52
Total 560000 · Administrative & General	12,196.38
570000 · Other Operating Expenses	
572000 · Taxes (This account includes the amount of federal, state, county, municipal and other taxes,...	164.47
Total 570000 · Other Operating Expenses	164.47
Total 500000 · Operating Expenses	13,893.23
600000 · Nonoperating Expenses	
604000 · Other Nonoperating Expenses (This account includes all nonoperating expenses which are not ...	371.50
Total 600000 · Nonoperating Expenses	371.50
660000 · Payroll Expenses (Payroll expenses)	23,574.85
Total Expense	38,360.49
Net Ordinary Income	-801.60
Net Income	-801.60

Quail Valley Water District
Profit & Loss
 July 2021 through May 2022

5

	Jul '21 - May 22
Ordinary Income/Expense	
Income	
410000 · Operating Revenues (Revenue related to District operations)	
411000 · Water Sales (This account accumulates all costs in accounts 401110-4011799.)	
411100 · Water Sales - Residential (This account includes revenues earned from water supplied to ...)	109,648.43
411200 · Water Sales - Business (This account includes revenues earned from water supplied to pr...)	14.94
Total 411000 · Water Sales (This account accumulates all costs in accounts 401110-4011799.)	109,663.37
421000 · Water Services (This account accumulates all costs in accounts 402110-402159.)	
421500 · Water Services-Other (This account includes billings for customer installations of meters ...)	
421511 · 511 - Connection Fee	5,000.00
421550 · Late Fees	2,625.56
421570 · Returned Check Charges	30.00
421590 · Disconnection Fee	750.00
Total 421500 · Water Services-Other (This account includes billings for customer installations of m...	8,405.56
421515 · 515 - Account Transfer Fee	450.00
Total 421000 · Water Services (This account accumulates all costs in accounts 402110-402159.)	8,855.56
Total 410000 · Operating Revenues (Revenue related to District operations)	118,518.93
490000 · Non-Operating Revenues (This account accumulates all costs from accounts 409100-409899.)	
491000 · Non-Operating Revenue - Rents (This account includes all rent revenues from land, building...)	300.00
492000 · Non-Operating - Interest Revenue (This account includes interest revenues on special deposit...)	1,671.59
493000 · Taxes and Assessments (This account accumulates all charges from accounts 409305-40936...)	
493050 · Property Taxes-Current Secured (All taxes apportioned as a result of levies made against ...)	38,047.49
493100 · Property Taxes-Current Unsecured (All taxes apportioned as a result of levies made agains...)	4,005.59
493150 · Property Taxes-Prior Secured (All taxes apportioned as a result of levies made against th...)	994.79
493200 · Property Taxes-Prior Unsecured (All taxes apportioned as a result of levies made against ...)	48.78
493350 · Property Assessments (Non ad valorem levies made against property in the district on a p...)	4,400.00
493450 · Penalties and Costs On Delinque (Include all amounts apportioned as a result of penalties...)	25.49
493500 · Supplemental Property Taxes-Cur (Property tax revenues(secured and unsecured) receiv...)	711.30
493600 · Supplemental-Prior Taxes & Pena (Prior year supplemental roll property taxes, interest an...)	79.21
Total 493000 · Taxes and Assessments (This account accumulates all charges from accounts 409305-...	48,312.65
495000 · Intergovernmental Revenues (This account accumulates all costs in accounts 4095100-4095...)	
495200 · Homeowners Property Tax Relief (This account includes amount received from the State t...)	142.89
Total 495000 · Intergovernmental Revenues (This account accumulates all costs in accounts 4095100-...	142.89
498000 · Other Non-Operating Revenues (This account includes all non-operating revenues, which ar...)	
498530 · 530 - Miscellaneous	431.14
Total 498000 · Other Non-Operating Revenues (This account includes all non-operating revenues, whi...	431.14
Total 490000 · Non-Operating Revenues (This account accumulates all costs from accounts 409100-4098...	50,858.27
49900 · Uncategorized Income (Income not categorized elsewhere)	0.00
Total Income	169,377.20
Cost of Goods Sold	
500000 · Cost of Goods Sold (Costs of items purchased and then sold to customers)	2,215.55
Total COGS	2,215.55
Gross Profit	167,161.65
Expense	
Merchant deposit fees	1,977.29
500000 · Operating Expenses	
510000 · Source of Supply	
511000 · Supervision, Labor & Expense (This account includes the cost of labor and materials used...)	0.00
512000 · Maintenance-Structure & Improve (This account includes the cost of labor and materials ...)	0.00
Total 510000 · Source of Supply	0.00
520000 · Pumping (521000-Operation of pumping plant. 522000-Operation & maintenance of pumping ...)	
521000 · Supervision, Labor & Expense (This account includes the cost of labor and materials use...)	0.00
522000 · Maintenance-Structures & Improv (This account includes the costs of labor and materials ...)	
522661 · Wages-Maintenance, Pumping (Wages and salaries related to maintenance of pumping...)	555.11
Total 522000 · Maintenance-Structures & Improv (This account includes the costs of labor and mat...	555.11

Quail Valley Water District

Profit & Loss

July 2021 through May 2022

5

	Jul '21 - May 22
523000 · Fuel or Power Purchased-Pumping (This account includes the cost of fuel or power purch...	
523103 · SCE Montclair 1	2,001.90
523108 · SCE Tangan/Bloemfontein	69.54
523111 · SCE Hackamore	176.03
523273 · SCE Country CynBooster	67.91
Total 523000 · Fuel or Power Purchased-Pumping (This account includes the cost of fuel or power ...	2,315.38
Total 520000 · Pumping (521000-Operation of pumping plant. 522000-Operation & maintenance of pum...	2,870.49
530000 · Water Treatment (531000-Operation of Water Treatment Plant (includes sampling) 532000-Mai...	
531000 · Supervision, Labor & Expense (This account includes the cost of labor and materials use...	
531100 · Chemicals-Water Quality	798.38
531200 · Water Quality Testing	5,001.00
531000 · Supervision, Labor & Expense (This account includes the cost of labor and materi...	436.59
Total 531000 · Supervision, Labor & Expense (This account includes the cost of labor and materi...	6,235.97
532000 · Maintenance-Structrures & impro (This account includes the costs of labor and materials ...	
532100 · Propane (Montclair Propane)	771.37
532000 · Maintenance-Structrures & impro (This account includes the costs of labor and materi...	1,393.99
Total 532000 · Maintenance-Structrures & impro (This account includes the costs of labor and mat...	2,165.36
Total 530000 · Water Treatment (531000-Operation of Water Treatment Plant (includes sampling) 53200...	8,401.33
540000 · Transmission & Distribution (541000-Operation of Distribution Plant 542000-Repair & Mainten...	
541000 · Supervision, Labor & Expense (This account includes the cost of labor and materials use...	
541661 · Wages, Transmission & Distribut (Wages and salaries related to supervision and opera...	509.36
Total 541000 · Supervision, Labor & Expense (This account includes the cost of labor and materi...	509.36
542000 · Maintenance-Structures & Improv (This account includes the cost of labor and materials ...	
542661 · Wages, Transmission & Distribut (Wages and salaries related to the maintenance of tra...	
5426611 · FLUSHING	265.08
542661 · Wages, Transmission & Distribut (Wages and salaries related to the maintenance of...	1,384.64
Total 542661 · Wages, Transmission & Distribut (Wages and salaries related to the maintenance...	1,649.72
542000 · Maintenance-Structures & Improv (This account includes the cost of labor and materi...	
Total 542000 · Maintenance-Structures & Improv (This account includes the cost of labor and mate...	105.51
Total 542000 · Maintenance-Structures & Improv (This account includes the cost of labor and mate...	1,755.23
Total 540000 · Transmission & Distribution (541000-Operation of Distribution Plant 542000-Repair & M...	2,264.59
550000 · Customer Accounts (551000-meter reading, billing, maintaining customer accounts. 552000-...	
551000 · Supervision, Meter Reading & Ot (This account includes the costs of labor and materials ...	
551661 · Wages, Customer Accounts (Wages and salaries related to maintenace of customer ac...	1,183.45
Total 551000 · Supervision, Meter Reading & Ot (This account includes the costs of labor and mate...	1,183.45
Total 550000 · Customer Accounts (551000-meter reading, billing, maintaining customer accounts. 552...	1,183.45
560000 · Administrative & General	
561000 · Salaries (This account includes salaries and other considerations (but not Directors' fees)...	
561661 · Wages, Administration (Wages and salaries related to general administration not charg...	10,963.44
561000 · Salaries (This account includes salaries and other considerations (but not Directors' fe...	11,161.27
Total 561000 · Salaries (This account includes salaries and other considerations (but not Directors'...	22,124.71
562000 · Office Supplies & Other Expense (This account includes office supplies and other expens...	
562710 · Postage	232.00
562730 · Office Supplies	1,791.57
562740 · Freight	1,189.78
562760 · Com-Telephone-Internet	2,686.25
562770 · Utilities-Office	
562771 · SCE Office	868.86
562772 · Propane Office	2,530.96
562770 · Utilities-Office - Other	184.00
Total 562770 · Utilities-Office	3,583.82
562780 · Dues & Subscriptions	629.99
562000 · Office Supplies & Other Expense (This account includes office supplies and other expe...	66.60
Total 562000 · Office Supplies & Other Expense (This account includes office supplies and other e...	10,180.01
Total 560000 · Administrative & General	32,304.72
563000 · Contractural Services (This account includes the fees and expenses of professional cons...	9,796.00
564000 · Property Insurance, Injuries & (This account includes the cost of insurance or reserve acc...	4,984.90

5

Quail Valley Water District
Profit & Loss
July 2021 through May 2022

	Jul '21 - May 22
565000 · Employee Retirement & Benefits (This account includes charges to provide for payment o...	
565663 · Employee Reimbursement	0.00
565664 · Wokers Comp Insurance	6,846.18
565665 · Meetings, Seminars & Training (Includes travel, meals and lodging costs, tuition.)	280.00
565666 · 666 - Safety Supplies	639.53
565000 · Employee Retirement & Benefits (This account includes charges to provide for paymen...	3,673.45
Total 565000 · Employee Retirement & Benefits (This account includes charges to provide for pay...	11,439.16
566000 · Franchise Requirements (This account includes payments to municipal or other governm...	625.50
568000 · Maintenance-General Plant (This account includes the costs assignable to customer acco...	
568100 · Building Maintenance	
568110 · Building Maintenance-Office	53.80
568100 · Building Maintenance - Other	1,083.44
Total 568100 · Building Maintenance	1,137.24
568640 · Op Expenses Auto	
568641 · Repair & Main-Auto	100.46
568642 · Small Tools & Supplies	1,922.06
568645 · Repair & Main-Equip	687.43
568646 · Fuel - Auto	2,351.30
568647 · Waste Disposal	32.70
568640 · Op Expenses Auto - Other	1,764.92
Total 568640 · Op Expenses Auto	6,858.87
Total 568000 · Maintenance-General Plant (This account includes the costs assignable to customer...	7,996.11
560000 · Administrative & General - Other	-5.76
Total 560000 · Administrative & General	67,140.63
570000 · Other Operating Expenses	
572000 · Taxes (This account includes the amount of federal, state, county, municipal and other ta...	1,346.40
Total 570000 · Other Operating Expenses	1,346.40
500000 · Operating Expenses - Other	968.52
Total 500000 · Operating Expenses	84,175.41
600000 · Nonoperating Expenses	
604000 · Other Nonoperating Expenses (This account includes all nonoperating expenses which are n...	894.10
Total 600000 · Nonoperating Expenses	894.10
660000 · Payroll Expenses (Payroll expenses)	81,387.88
660010 · Bank Service Charges	29.00
Total Expense	168,463.68
Net Ordinary Income	-1,302.03
Other Income/Expense	
Other Expense	
800000 · Ask My Accountant (Transactions to be discussed with accountant, consultant, or tax preparer)	-10,000.00
Total Other Expense	-10,000.00
Net Other Income	10,000.00
Net Income	8,697.97

Quail Valley Water District

6/24/2022 9:03 AM

Register: 131000 · Cash:131003 · Union Bank

From 04/01/2022 through 05/31/2022

Sorted by: Date, Type, Number/Ref

IZ 6

Date	Number	Payee	Account	Memo	Payment	C	Deposit	Balance
04/01/2022			130000 · Undeposited ...	Deposit		X	136.56	32,799.71
04/01/2022			130000 · Undeposited ...	Deposit		X	697.46	33,497.17
04/01/2022	CCADJ		Merchant deposit fees	Batch Fee ID=...	27.71	X		33,469.46
04/01/2022		QuickBooks Payroll ...	2110 · Direct Deposit ...	Created by Pay...	3,904.30	X		29,565.16
04/02/2022	CCADJ		Merchant deposit fees	Batch Fee ID=...	3.00	X		29,562.16
04/04/2022			-split-	Deposit		X	3,243.41	32,805.57
04/04/2022			130000 · Undeposited ...	Deposit		X	103.36	32,908.93
04/04/2022	Auto Pay	Southern Calif Edison	222000 · Accounts Pay...	5910 - Bloemf...	19.84	X		32,889.09
04/04/2022	Auto Pay	Southern Calif Edison	222000 · Accounts Pay...	6411 - Country...	20.62	X		32,868.47
04/04/2022	Auto Pay	Southern Calif Edison	222000 · Accounts Pay...	0514 - Hackam...	27.00	X		32,841.47
04/04/2022	Auto Pay	Southern Calif Edison	222000 · Accounts Pay...	4719- Office 0...	95.91	X		32,745.56
04/04/2022	DD1362	Isaias R Villafana	-split-	Direct Deposit		X		32,745.56
04/04/2022	DD1363	Randy D Hardenbrook	-split-	Direct Deposit		X		32,745.56
04/04/2022	10766	Dawnette Boatman	-split-		443.28	X		32,302.28
04/05/2022			130000 · Undeposited ...	Deposit		X	150.00	32,452.28
04/05/2022	CCADJ		Merchant deposit fees	Batch Fee ID=...	5.55	X		32,446.73
04/06/2022			130000 · Undeposited ...	Deposit		X	156.48	32,603.21
04/06/2022	CCADJ		Merchant deposit fees	Batch Fee ID=...	5.78	X		32,597.43
04/06/2022	SMNXG...	McMaster-Carr	222000 · Accounts Pay...		191.44	X		32,405.99
04/07/2022	E-pay	UNITED STATES T...	-split-	77-0328828 Q...	2,130.76	X		30,275.23
04/07/2022	E-pay	EMPLOYMENT DE...	-split-	698-1692-4 Q...	64.56	X		30,210.67
04/07/2022	E-pay	EMPLOYMENT DE...	229000 · Taxes Accrue...	698-1692-4 Q...	380.98	X		29,829.69
04/08/2022			-split-	Deposit		X	552.97	30,382.66
04/08/2022	CCADJ		Merchant deposit fees	Batch Fee ID=...	20.55	X		30,362.11
04/08/2022	10758	DMV	500000 · Operating Ex...	1999 Chev Titl...	263.00	X		30,099.11
04/09/2022	CCADJ		Merchant deposit fees	Batch Fee ID=...	3.00	X		30,096.11
04/10/2022			130000 · Undeposited ...	Deposit		X	110.00	30,206.11
04/10/2022			130000 · Undeposited ...	Deposit		X	123.28	30,329.39
04/10/2022	CCADJ		Merchant deposit fees	Batch Fee ID=...	4.61	X		30,324.78
04/11/2022			-split-	Deposit		X	220.00	30,544.78
04/11/2022	CCADJ		Merchant deposit fees	Batch Fee ID=...	8.30	X		30,536.48
04/12/2022			-split-	Deposit		X	260.50	30,796.98
04/12/2022	CCADJ		Merchant deposit fees	Batch Fee ID=...	9.72	X		30,787.26
04/13/2022			130000 · Undeposited ...	Deposit		X	205.84	30,993.10
04/13/2022	CCADJ		Merchant deposit fees	Batch Fee ID=...	7.50	X		30,985.60
04/13/2022	SNCWV...	CALNET3	222000 · Accounts Pay...	03/06/2022 - 0...	93.64	X		30,891.96
04/13/2022	SMNW8...	CRWRMA	222000 · Accounts Pay...		5,118.00	X		25,773.96
04/13/2022	SNCWV...	State Compensation I...	222000 · Accounts Pay...	Premium 04/01...	691.50	X		25,082.46
04/13/2022	SNCWV...	BSK Associates	222000 · Accounts Pay...		155.00	X		24,927.46
04/13/2022	SNCWV...	BSK Associates	222000 · Accounts Pay...		880.00	X		24,047.46

Quail Valley Water District

6/24/2022 9:03 AM

Register: 131000 · Cash:131003 · Union Bank

From 04/01/2022 through 05/31/2022

Sorted by: Date, Type, Number/Ref

DL 6

Date	Number	Payee	Account	Memo	Payment	C	Deposit	Balance
04/13/2022	SNCWV...	BSK Associates	222000 · Accounts Pay...		130.00	X		23,917.46
04/15/2022		QuickBooks Payroll ...	2110 · Direct Deposit ...	Created by Pay...	3,904.31	X		20,013.15
04/16/2022	CCADJ		Merchant deposit fees	Batch Fee ID=...	3.92	X		20,009.23
04/17/2022			130000 · Undeposited ...	Deposit		X	103.36	20,112.59
04/17/2022			130000 · Undeposited ...	Deposit		X	136.94	20,249.53
04/17/2022	CCADJ		Merchant deposit fees	Batch Fee ID=...	5.09	X		20,244.44
04/18/2022			130000 · Undeposited ...	Deposit		X	145.43	20,389.87
04/18/2022	CCADJ		Merchant deposit fees	Batch Fee ID=...	5.39	X		20,384.48
04/18/2022	DD1364	Isaias R Villafana	-split-	Direct Deposit		X		20,384.48
04/18/2022	DD1365	Randy D Hardenbrook	-split-	Direct Deposit		X		20,384.48
04/18/2022	10767	Dawnette Boatman	-split-		490.07	X		19,894.41
04/19/2022			-split-	Deposit		X	2,955.64	22,850.05
04/19/2022			-split-	Deposit		X	717.41	23,567.46
04/19/2022			-split-	Deposit		X	449.52	24,016.98
04/19/2022	CCADJ		Merchant deposit fees	Batch Fee ID=...	16.63	X		24,000.35
04/20/2022			130000 · Undeposited ...	Deposit		X	222.88	24,223.23
04/20/2022			130000 · Undeposited ...	Deposit		X	123.28	24,346.51
04/20/2022	CCADJ		Merchant deposit fees	Batch Fee ID=...	7.61	X		24,338.90
04/20/2022	SP2R8V...	McMaster-Carr	222000 · Accounts Pay...		418.29	X		23,920.61
04/20/2022	SP34GF9...	CRWRMA	222000 · Accounts Pay...		2,632.00	X		21,288.61
04/21/2022			130000 · Undeposited ...	Deposit		X	123.28	21,411.89
04/21/2022	CCADJ		Merchant deposit fees	Batch Fee ID=...	4.61	X		21,407.28
04/26/2022			-split-	Deposit		X	1,126.80	22,534.08
04/26/2022	Auto Paid	Union Bank - Visa	222000 · Accounts Pay...	Internet Storage	8.49	X		22,525.59
04/28/2022			130000 · Undeposited ...	Deposit		X	103.36	22,628.95
04/28/2022			130000 · Undeposited ...	Deposit		X	149.84	22,778.79
04/28/2022	CCADJ		Merchant deposit fees	Batch Fee ID=...	8.54	X		22,770.25
04/28/2022	SPWYL...	BSK Associates	222000 · Accounts Pay...		87.00	X		22,683.25
04/28/2022	SPWYL...	BSK Associates	222000 · Accounts Pay...		25.00	X		22,658.25
04/28/2022	SPWYL...	U. S. Bank - Cal Card	222000 · Accounts Pay...		3,296.14	X		19,362.11
04/29/2022		QuickBooks Payroll ...	2110 · Direct Deposit ...	Created by Pay...	3,904.32	X		15,457.79
05/01/2022			130000 · Undeposited ...	Deposit		X	129.92	15,587.71
05/01/2022	CCADJ		Merchant deposit fees	Batch Fee ID=...	3.00	X		15,584.71
05/02/2022			-split-	Deposit		X	921.77	16,506.48
05/02/2022			130000 · Undeposited ...	Deposit		X	196.32	16,702.80
05/02/2022	DD1366	Isaias R Villafana	-split-	Direct Deposit		X		16,702.80
05/02/2022	DD1367	Randy D Hardenbrook	-split-	Direct Deposit		X		16,702.80
05/02/2022	10768	Dawnette Boatman	-split-		443.28	X		16,259.52
05/03/2022	CCADJ		Merchant deposit fees	Batch Fee ID=...	40.33	X		16,219.19
05/04/2022	Auto Pay	Southern Calif Edison	222000 · Accounts Pay...	4719 - Office ...	18.64	X		16,200.55

Quail Valley Water District

6/24/2022 9:03 AM

Register: 131000 · Cash:131003 · Union Bank

From 04/01/2022 through 05/31/2022

Sorted by: Date, Type, Number/Ref

Date	Number	Payee	Account	Memo	Payment	C	Deposit	Balance
05/05/2022			-split-	Deposit		X	1,300.04	17,500.59
05/10/2022			-split-	Deposit		X	619.28	18,119.87
05/10/2022	CCADJ		Merchant deposit fees	Batch Fee ID=...	22.87	X		18,097.00
05/10/2022	E-pay	UNITED STATES T...	-split-	77-0328828 Q...	2,117.60	X		15,979.40
05/10/2022	E-pay	EMPLOYMENT DE...	-split-	698-1692-4 Q...	21.32	X		15,958.08
05/10/2022	E-pay	EMPLOYMENT DE...	229000 · Taxes Accrue...	698-1692-4 Q...	380.98	X		15,577.10
05/11/2022			-split-	Deposit		X	576.32	16,153.42
05/11/2022	CCADJ		Merchant deposit fees	Batch Fee ID=...	21.66	X		16,131.76
05/12/2022			-split-	Deposit		X	220.00	16,351.76
05/12/2022			130000 · Undeposited ...	Deposit		X	116.64	16,468.40
05/12/2022	CCADJ		Merchant deposit fees	Batch Fee ID=...	10.38	X		16,458.02
05/12/2022	SRF2HX...	California Rural Wat...	222000 · Accounts Pay...	Annual Membe...	229.00	X		16,229.02
05/12/2022	SRF2HX...	CALNET3	222000 · Accounts Pay...	04/06/2022 to ...	91.99	X		16,137.03
05/13/2022			-split-	Deposit		X	275.35	16,412.38
05/13/2022	CCADJ		Merchant deposit fees	Batch Fee ID=...	10.24	X		16,402.14
05/13/2022		QuickBooks Payroll ...	2110 · Direct Deposit ...	Created by Pay...	3,904.30	X		12,497.84
05/16/2022			-split-	Deposit		X	1,161.26	13,659.10
05/16/2022			130000 · Undeposited ...	Deposit		X	129.92	13,789.02
05/16/2022	CCADJ		Merchant deposit fees	Batch Fee ID=...	4.85	X		13,784.17
05/16/2022	DD1368	Isaias R Villafana	-split-	Direct Deposit		X		13,784.17
05/16/2022	DD1369	Randy D Hardenbrook	-split-	Direct Deposit		X		13,784.17
05/16/2022	10770	Dawnette Boatman	-split-		486.46	X		13,297.71
05/18/2022			-split-	Deposit		X	326.24	13,623.95
05/18/2022			130000 · Undeposited ...	Deposit		X	143.20	13,767.15
05/18/2022	CCADJ		Merchant deposit fees	Batch Fee ID=...	11.31	X		13,755.84
05/18/2022	SS0Y1T...	Belden Blane Raytis,...	222000 · Accounts Pay...	4435-02 - Gene...	1,253.00	X		12,502.84
05/19/2022			130000 · Undeposited ...	Deposit		X	103.36	12,606.20
05/19/2022	CCADJ		Merchant deposit fees	Batch Fee ID=...	3.92	X		12,602.28
05/23/2022			-split-	Deposit		X	317.93	12,920.21
05/23/2022	CCADJ		Merchant deposit fees	Batch Fee ID=...	11.73	X		12,908.48
05/24/2022			-split-	Deposit		X	363.20	13,271.68
05/24/2022	CCADJ		Merchant deposit fees	Batch Fee ID=...	13.60	X		13,258.08
05/25/2022			-split-	Deposit		X	1,611.38	14,869.46
05/25/2022			-split-	Deposit		X	550.31	15,419.77
05/25/2022	CCADJ		Merchant deposit fees	Batch Fee ID=...	20.46	X		15,399.31
05/26/2022			130000 · Undeposited ...	Deposit		X	5,000.00	20,399.31
05/26/2022	Auto Pay	Union Bank - Visa	222000 · Accounts Pay...	Internet Storage	8.49	X		20,390.82
05/26/2022	CCADJ		Merchant deposit fees	Batch Fee ID=...	175.30	X		20,215.52
05/26/2022	SSTXQS...	BSK Associates	222000 · Accounts Pay...		153.00			20,062.52
05/27/2022			-split-	Deposit		X	558.40	20,620.92

Quail Valley Water District

6/24/2022 9:03 AM

Register: 131000 · Cash:131003 · Union Bank

From 04/01/2022 through 05/31/2022

Sorted by: Date, Type, Number/Ref

Handwritten initials

Date	Number	Payee	Account	Memo	Payment	C	Deposit	Balance
05/27/2022			490000 · Non-Operatin...	Deposit		X	109.97	20,730.89
05/27/2022	CCADJ		Merchant deposit fees	Batch Fee ID=...	20.75	X		20,710.14
05/27/2022		QuickBooks Payroll ...	2110 · Direct Deposit ...	Created by Pay...	3,904.30	X		16,805.84
05/30/2022	DD1370	Isaias R Villafana	-split-	Direct Deposit		X		16,805.84
05/30/2022	DD1371	Randy D Hardenbrook	-split-	Direct Deposit		X		16,805.84
05/30/2022	10771	Dawnette Boatman	-split-		443.28			16,362.56
05/31/2022			130000 · Undeposited ...	Deposit			129.92	16,492.48
05/31/2022	CCADJ		Merchant deposit fees	Batch Fee ID=...	3.00			16,489.48

11:21 AM

06/08/22

Quail Valley Water District
Reconciliation Summary

131003 · Union Bank, Period Ending 05/31/2022

7

	May 31, 22
Beginning Balance	<u>18,211.79</u>
Cleared Transactions	
Checks and Payments - 29 items	-15,973.76
Deposits and Credits - 23 items	14,730.81
Total Cleared Transactions	<u>-1,242.95</u>
Cleared Balance	<u><u>16,968.84</u></u>
Uncleared Transactions	
Checks and Payments - 4 items	-609.28
Deposits and Credits - 1 item	129.92
Total Uncleared Transactions	<u>-479.36</u>
Register Balance as of 05/31/2022	<u><u>16,489.48</u></u>
New Transactions	
Checks and Payments - 9 items	-10,469.67
Deposits and Credits - 5 items	11,647.28
Total New Transactions	<u>1,177.61</u>
Ending Balance	<u><u>17,667.09</u></u>

8

Checks

<i>Number</i>	<i>Date</i>	<i>Reference</i>	<i>Amount</i>	<i>Number</i>	<i>Date</i>	<i>Reference</i>	<i>Amount</i>	
8892	5/9	08266852	112.00	10770*	5/18	08267492	486.46	
8895*	5/20	08280116	91.99					
Total							\$	3,765.73

* Checks missing in sequence. Out of sequence check numbers may also be located in the Payments section of your statement.

Payments online and electronic banking

<i>Date</i>	<i>Description/Location</i>	<i>Reference</i>	<i>Amount</i>
5/2	INTUIT 00128575 TRAN FEE CCD 52368895 524771992259814		\$ 3.00
5/4	SO CAL EDISON CO DIRECTPAY CCD 55135959 700297124986		18.64
5/4	INTUIT 19889835 TRAN FEE CCD 55940600 524771992259814		40.33
5/11	INTUIT 67501925 TRAN FEE CCD 52000983 524771992259814		22.87
5/12	EMPLOYMENT DEVEL EDD EFTPMT CCD 52991741 2117895328		21.32
5/12	INTUIT 69933035 TRAN FEE CCD 53229578 524771992259814		21.66
5/12	EMPLOYMENT DEVEL EDD EFTPMT CCD 52982552 746357920		380.98
5/12	IRS USATAXPYMT CCD 225253253053516	52446691	2,117.60
5/13	INTUIT 69853825 TRAN FEE CCD 54227919 524771992259814		10.38
5/13	INTUIT PAYROLL S QUICKBOOKS CCD 770328828	54361983	3,904.30
5/16	INTUIT 83279665 TRAN FEE CCD 55790481 524771992259814		10.24
5/17	INTUIT 01772985 TRAN FEE CCD 57048816 524771992259814		4.85
5/19	CALIFORNIA RURAL ONLINE PMT CCD 58769376 UN1330586897POS		229.00
5/19	INTUIT 09240295 TRAN FEE CCD 59385118 524771992259814		11.31
5/20	INTUIT 16784355 TRAN FEE CCD 50414090 524771992259814		3.92
5/24	INTUIT 39676005 TRAN FEE CCD 52993107 524771992259814		11.73
5/25	BELDEN BLAINE RA ONLINE PMT CCD 53778685 UN1330586897POS		1,253.00
5/25	INTUIT 43376605 TRAN FEE CCD 54413557 524771992259814		13.60
5/26	1ST BANKCARD CTR ONLINE PMT CCD 55800524 CC0007202711		8.49
5/26	INTUIT 46114065 TRAN FEE CCD 55708404 524771992259814		20.46
5/27	INTUIT 51637735 TRAN FEE CCD 56871400 524771992259814		175.30
5/27	INTUIT PAYROLL S QUICKBOOKS CCD 770328828	56995497	3,904.30
5/31	INTUIT 59439865 TRAN FEE CCD 58554085 524771992259814		20.75
Total			\$ 12,208.03



**STATEMENT
OF ACCOUNTS**

Page 1 of 2
Statement Number: 2740026359
04/30/22 - 05/31/22

8

UNION BANK
STOCKDALE VILLAGE 0441
P.O. BOX 60368
PHOENIX AZ 85082-0368

Telephone Banking
For 24-hour Automated Direct Service
800-238-4486
800-826-7345(TDD)
Representatives are available
Monday through Saturday

To open additional accounts,
or apply for loans, call your
banking office at 661-322-5035

QUAIL VALLEY WATER DISTRICT
24750 SAND CANYON RD
TEHACHAPI CA 93561-8115

You may also access your account online
at unionbank.com

Thank you for banking with us
since 2014

Business Essentials Checking Summary

Account Number: 2740026359

Days in statement period: 32

Balance on 4/30	\$		18,211.79
Additions			14,730.81
Subtractions			-15,973.76
		Checks -3,765.73	
		Payments -12,208.03	
Balance on 5/31	\$		16,968.84
Statement Average Ledger Balance			15,970.79

The Monthly Service Charge on your account has been waived
this statement period.

Additions

Date	Description/Location	Reference	Amount
5/2	INTUIT 36646665 DEPOSIT CCD 524771992259814	52370225	\$ 129.92
5/4	INTUIT 54402735 DEPOSIT CCD 524771992259814	55942078	1,118.09
5/5	OFFICE DEPOSIT	75808458	1,300.04
5/11	INTUIT 01612745 DEPOSIT CCD 524771992259814	51999565	619.28
5/12	INTUIT 04205535 DEPOSIT CCD 524771992259814	53228250	576.32
5/13	INTUIT 04122515 DEPOSIT CCD 524771992259814	54226633	336.64
5/16	OFFICE DEPOSIT	75032199	1,161.26
5/16	INTUIT 17767525 DEPOSIT CCD 524771992259814	55792112	275.35
5/17	INTUIT 35575025 DEPOSIT CCD 524771992259814	57030264	129.92
5/19	INTUIT 43211605 DEPOSIT CCD 524771992259814	59386416	469.44
5/20	INTUIT 50809335 DEPOSIT CCD 524771992259814	50415468	103.36
5/24	OFFICE DEPOSIT	75759384	1,611.38
5/24	INTUIT 73124845 DEPOSIT CCD 524771992259814	52994253	317.93
5/25	INTUIT 80169605 DEPOSIT CCD 524771992259814	54414773	363.20
5/26	INTUIT 83068585 DEPOSIT CCD 524771992259814	55709724	550.31
5/27	INTUIT 88570795 DEPOSIT CCD 524771992259814	56872660	5,000.00
5/31	USB AP PAYMENT AP PAYMENT PPD *****0216	58329625	109.97
5/31	INTUIT 96898465 DEPOSIT CCD 524771992259814	58555461	558.40
Total			\$ 14,730.81

Checks

Number	Date	Reference	Amount	Number	Date	Reference	Amount
8891	5/6	06779236	2,632.00	10768*	5/3	08318654	443.28

Quail Valley Water District

6/24/2022 9:02 AM

Register: 131000 · Cash:131002 · Cash-Kern County

From 04/01/2022 through 05/31/2022

Sorted by: Date, Type, Number/Ref

9

Date	Number	Payee	Account	Memo	Payment C	Deposit	Balance
04/29/2022			-split-	Deposit	X	15,719.67	20,443.10
05/31/2022			-split-	Deposit	X	117.42	20,560.52

10:16 AM

06/08/22

Quail Valley Water District
Reconciliation Summary
 131002 - Cash-Kern County, Period Ending 05/31/2022

10

	May 31, 22
Beginning Balance	20,443.10
Cleared Transactions	
Deposits and Credits - 1 item	117.42
Total Cleared Transactions	117.42
Cleared Balance	20,560.52
Register Balance as of 05/31/2022	20,560.52
Ending Balance	20,560.52

(Faint, mostly illegible table content, likely a detailed ledger or transaction list)

(Faint, mostly illegible table content, likely a summary or footer table)

**COUNTY OF KERN
MONTHLY CASH BALANCE**

11

As of Date: 5/31/2022

FUND	FUND NAME	AS OF DATE	TREASURERS CASH	WARRANTS PAYABLE	AUDITORS CASH
60085	QUAIL VALLEY WATER DISTRICT	05/31/2022	\$20,560.52	\$0.00	\$20,560.52
			\$20,560.52	\$0.00	\$20,560.52

DATE	CODE	DOC TYPE	REFERENCE NUMBER	REVENUE ESTIMATE	REVENUE AMOUNT	TRANSACTION DESCRIPTION
Fund: 60085 QUAIL VALLEY WATER DISTRICT						
Dept: 0900 PROPERTY TAX DEPT-AUD CONTR						
INTERGOVERNMENTAL REVENUES						
3945 STATE-AID HOMEOWNER PROP TX RL						
05/04/22	3601		0047636	\$0.00	\$100.02	21/22 HO APPN @ 5/3/22
Account Total				\$0.00	\$100.02	
Category Total				\$0.00	\$100.02	
TAXES						
3005 PROPERTY TAXES-CURRENT SECURED						
05/04/22	3602		0047624	\$0.00	(\$0.11)	21/22 APPN PS R/C @05/03/22
Account Total				\$0.00	(\$0.11)	
3007 SUPPLEMENTAL PROP TAX-CURRENT						
05/04/22	3602		0047625	\$0.00	(\$0.11)	21/22 APPN CUS RFDS@05/03/22
Account Total				\$0.00	(\$0.11)	
3010 PROPERTY TAXES-CURRENT UNSEC						
05/04/22	3601		0047627	\$0.00	\$16.76	21/22 APPN CU COLL @05/03/22
Account Total				\$0.00	\$16.76	
3014 PROP TAX-CURRENT UNSEC SUPPL						
05/04/22	3601		0047631	\$0.00	\$0.15	21/22 APN PUS COLL @05/03/22
05/04/22	3601		0047629	\$0.00	\$0.48	21/22 APN CUS COLL @05/03/22
Account Total				\$0.00	\$0.63	
3025 PROPERTY TAXES-PRIOR UNSECURED						
05/04/22	3601		0047628	\$0.00	\$0.23	21/22 APPN PU COLL @05/03/22
Account Total				\$0.00	\$0.23	
Category Total				\$0.00	\$17.40	
Department Total				\$0.00	\$117.42	
Fund Total				\$0.00	\$117.42	

DATE	CODE	DOC TYPE	REFERENCE NUMBER	REVENUE ESTIMATE	REVENUE AMOUNT	TRANSACTION DESCRIPTION
04/07/22	3601		0045696	\$0.00	\$2.65	21/22 CS UT1% COLL @04/03/22
04/07/22	3601		0045698	\$0.00	\$6.77	21/22 CS RLWY UT1%COL@04/03/22
04/19/22	3601		0046522	\$0.00	\$616.16	21/22 CS UT1% COLL @04/18/22
04/07/22	3601		0045695	\$0.00	\$2,806.28	21/22 APPN CS COLL @04/03/22
04/19/22	3601		0046521	\$0.00	\$12,445.30	21/22 APPN CS COLL @04/18/22

Account Total \$0.00 \$15,875.37

3007 SUPPLEMENTAL PROP TAX-CURRENT

493500

04/07/22	3602		0045691	\$0.00	(\$3.60)	21/22 APPN CSS RFDS@04/03/22
04/07/22	3601		0045707	\$0.00	\$91.93	21/22 APN CSS COLL @04/03/22

Account Total \$0.00 \$88.33

3010 PROPERTY TAXES-CURRENT UNSEC

493100

04/07/22	3601		0045703	\$0.00	\$7.27	21/22 APPN CU COLL @04/03/22
----------	------	--	---------	--------	--------	------------------------------

Account Total \$0.00 \$7.27

3014 PROP TAX-CURRENT UNSEC SUPPL

493500

04/07/22	3601		0045713	\$0.00	\$0.05	21/22 APN PUS COLL @04/03/22
04/07/22	3601		0045711	\$0.00	\$0.58	21/22 APN CUS COLL @04/03/22

Account Total \$0.00 \$0.63

3017 SUPPLEMENTAL PROP TAX-PRIOR

493600

04/07/22	3601		0045714	\$0.00	\$0.41	21/22 APN PSS IP COL @04/03/22
04/07/22	3601		0045709	\$0.00	\$12.63	21/22 APN PSS COLL @04/03/22

Account Total \$0.00 \$13.04

3025 PROPERTY TAXES-PRIOR UNSECURED

493200

04/07/22	3602		0045704	\$0.00	(\$0.13)	21/22 APPN PU COLL @04/03/22
----------	------	--	---------	--------	----------	------------------------------

Account Total \$0.00 (\$0.13)

Category Total \$0.00 \$15,984.51

Department Total \$0.00 \$15,719.67

Fund Total \$0.00 \$15,719.67

**COUNTY OF KERN
MONTHLY FUND REVENUE TRANSACTION REGISTER**

11

As of Date: 4/29/2022

DATE	CODE	DOC TYPE	REFERENCE NUMBER	REVENUE ESTIMATE	REVENUE AMOUNT	TRANSACTION DESCRIPTION
Fund: 60085 QUAIL VALLEY WATER DISTRICT						
Dept: 0900 PROPERTY TAX DEPT-AUD CONTR				493050		
CHARGES FOR SERVICES						
4305 ASSESSMENT & TAX COLL FEES						
04/07/22	3602		0045723	\$0.00	(\$109.65)	21/22 .25% COLLECTION FEE
Account Total				\$0.00	(\$109.65)	
4315 PROPERTY TAX ADM CHARGES-2557				604000		
04/07/22	3602		0045722	\$0.00	(\$214.50)	21/22 PROP TAX ADMIN 3 OF 3
Account Total				\$0.00	(\$214.50)	
Category Total				\$0.00	(\$324.15)	
FINES, FORFEITURES & PENALTIES						
3565 PENALTIES-REDEMPTIONS				493450		
04/07/22	3601		0045714	\$0.00	\$0.28	21/22 APN PSS IP COL @04/03/22
04/07/22	3601		0045709	\$0.00	\$4.53	21/22 APN PSS COLL @04/03/22
Account Total				\$0.00	\$4.81	
Category Total				\$0.00	\$4.81	
REV FROM USE OF MONEY & PROP						
3605 INTEREST ON BANK DEP & INVEST				492000		
04/29/22	3601		47253	\$0.00	\$47.53	INTEREST ON BANK DEP & INVEST
Account Total				\$0.00	\$47.53	
3615 INTEREST FROM OTHER SOURCES				492000		
04/07/22	3602		0045717	\$0.00	(\$0.12)	APPN 04/03/22 SEC REF INT
04/07/22	3601		0045720	\$0.00	\$7.09	21/22 QTR INTEREST APPN 12/31
Account Total				\$0.00	\$6.97	
Category Total				\$0.00	\$54.50	
TAXES						
3005 PROPERTY TAXES-CURRENT SECURED				493050		
04/07/22	3602		0045700	\$0.00	(\$1.99)	21/22 PS RC REF @04/03/22
04/07/22	3601		0045694	\$0.00	\$0.03	21/22 APPN PS IP RC@04/03/2022
04/19/22	3601		0046523	\$0.00	\$0.17	21/22 APN CS RW1% @04/18/22

Quail Valley Water District

6/24/2022 9:04 AM

Register: 222100 · Acc Payable -Visa Cards

From 04/01/2022 through 05/31/2022

Sorted by: Date, Type, Number/Ref

12

Date	Ref.	Payee	Account	Memo	Charge	C	Payment	Balance
04/06/2022		Union Bank - Visa	222000 · Accounts Pay...			X	8.49	0.00
04/11/2022	2020378...	Ionos	500000 · Operating Ex...	e-mail storage	5.50	X		5.50
05/04/2022		Union Bank - Visa	222000 · Accounts Pay...			X	8.49	-2.99
05/09/2022	2020382...	Ionos	500000 · Operating Ex...	e-mail storage	5.50	X		2.51
05/09/2022	2020383...	Ionos	500000 · Operating Ex...	e-mail storage	2.99	X		5.50
05/15/2022	2020383...	Ionos	500000 · Operating Ex...	e-mail storage	2.99	X		8.49

10:26 AM

06/08/22

Quail Valley Water District
Reconciliation Summary
 222100 · Acc Payable -Visa Cards, Period Ending 05/31/2022

13

	May 31, 22
Beginning Balance	8.49
Cleared Transactions	
Charges and Cash Advances - 2 items	-8.49
Payments and Credits - 1 item	8.49
Total Cleared Transactions	0.00
Cleared Balance	8.49
Register Balance as of 05/31/2022	8.49
New Transactions	
Charges and Cash Advances - 1 item	-8.49
Total New Transactions	-8.49
Ending Balance	16.98



Account Number: 4031 5299 5526 9769
 New Balance: \$8.49
 Minimum Payment Due: \$2.12
 Payment Due Date: June 25, 2022

14

2253 025405
 QUAIL VALLEY WD
 BILLING ACCOUNT
 ATTN: RANDY CANTRELL
 24750 SAND CANYON RD
 TEHACHAPI CA 93561-8115

First National Bank of Omaha
 P.O. Box 2818
 Omaha, NE 68103-2818

Make checks payable to First National Bank of Omaha
 Amount of Payment Enclosed

\$

Change of Address? If yes, please complete reverse side.

4031529955269769 0000000000212 0000000000849

PLEASE DETACH HERE AND RETURN TOP PORTION WITH YOUR PAYMENT

Union Bank VOX® Business Visa®

Account Number:
 4031 5299 5526 9769
 Page 001 of 001



Account Summary

Previous Balance \$8.49
 Payments -\$8.49
 Other Credits -\$0.00
 Purchases +\$8.49
 Balance Transfers +\$0.00
 Cash Advances +\$0.00
 Fees Charged +\$0.00
 Interest Charged +\$0.00
 New Balance \$8.49
 Statement Closing Date 05/31/22
 Days in Billing Cycle 32



Payment Information

New Balance \$8.49
 Minimum Payment Due \$2.12
 Past Due Amount \$0.00
 Payment Due Date June 25, 2022

Manage your business expenses with convenient online access.

- Make secure online payments
- Access current and historical statements, up to 7 years old
- Monitor monthly expenses

Login today to explore all the online possibilities!



Customer Service

Save Time and Stamps
 by Paying Online!

Call: Toll Free 1-800-819-4249

(TDD Telecommunications Device for the Deaf: 1-800-825-2833)

Visit: www.card.fnbo.com

Remit to: First National Bank of Omaha, P.O. Box 2818, Omaha, NE 68103-2818



Transaction Detail

Trans Date	Post Date	Reference Number	Transaction Description	Credits (CR) and Debits
5-25	5-25	74418002145007145017802	ONLINE PAYMENT THANK YOU	\$8.49 (CR)
RANDY HARDENBROOK				
3542 Credit Limit \$10,000				Net Balance \$8.49

Your Annual Percentage Rate (APR) is the annual interest rate on your account. (v) Variable Rate (f) Fixed Rate

Charge Summary	Annual Percentage Rate (APR)	Special Offer or Eligible Purchase APR Expiration Date	Balance Subject to Interest Rate	Days Used	Rate Interest Charge
Purchases	13.24% (v)	N/A	\$11.69	32	\$0.00
Cash Advance	25.49% (v)	N/A	\$0.00	32	\$0.00

2022 Total Year-to-Date

Total fees charged in 2022 \$0.00
 Total interest charged in 2022 \$0.00

Additional Information Regarding Your Account

An Easier Way to Pay Your Bills!

Tired of writing checks and spending money on stamps every time you pay a bill? Pay your recurring monthly bills automatically with your credit card! No hassle. No forgetting to send a payment for phone, internet, even utilities. And, no worries about your payment being lost or intercepted in the mail. It's quick and convenient. Start paying your monthly bills with your credit card today!

Quail Valley Water District

6/24/2022 9:05 AM

Register: 222200 · Acc Payable - Cal Cards

From 04/01/2022 through 05/31/2022

Sorted by: Date, Type, Number/Ref

15

Date	Ref.	Payee	Account	Memo	Charge	C	Payment	Balance
04/01/2022		Kern Data	500000 · Operating Ex...	Monthly Subsc...	40.00	X		1,220.67
04/03/2022	43251	Leslie's Pool Supplies	-split-		225.32	X		1,445.99
04/06/2022		Affordable Tire	50000 · Cost of Goods ...	4 - 245/75R16 ...	820.00	X		2,265.99
04/06/2022	025920	Sam's Club	500000 · Operating Ex...		118.89	X		2,384.88
04/06/2022	313888	Auto Zone	-split-		4.40	X		2,389.28
04/11/2022	1560323	B & B Surplus INC.	-split-		58.99	X		2,448.27
04/11/2022	1560334	B & B Surplus INC.	-split-		117.44	X		2,565.71
04/12/2022		Microsoft	500000 · Operating Ex...	Office 365	8.25	X		2,573.96
04/13/2022		Intuit	660000 · Payroll Expe...	Payroll Charge	4.00	X		2,577.96
04/14/2022		Tehachapi News	600000 · Nonoperating...	Notice of Publi...	39.40	X		2,617.36
04/14/2022		Fresh Water Systems	50000 · Cost of Goods ...		61.77	X		2,679.13
04/15/2022		Gas On	500000 · Operating Ex...		299.00	X		2,978.13
04/15/2022		Gas On	500000 · Operating Ex...		111.19	X		3,089.32
04/15/2022	668511	Tractor Supply	-split-		129.60	X		3,218.92
04/19/2022		Kern River Propane	500000 · Operating Ex...		249.74	X		3,468.66
04/20/2022		McAfee Intel Security	500000 · Operating Ex...	Internet Renew...	129.99	X		3,598.65
04/20/2022		U. S. Bank - Cal Card	222000 · Accounts Pay...			X	3,296.14	302.51
04/26/2022	52553	Check Depot	500000 · Operating Ex...	Bank Deposit S...	36.30	X		338.81
04/27/2022	55979	Leslie's Pool Supplies	-split-	Chlorine	41.70	X		380.51
04/28/2022		Home Depot	-split-		25.72	X		406.23
04/28/2022	53	Gas On	500000 · Operating Ex...		109.00	X		515.23
04/30/2022		Hughes Net	500000 · Operating Ex...	Monthly Internet	115.22	X		630.45
05/02/2022		Kern Data	500000 · Operating Ex...	Monthly Subsc...	40.00	X		670.45
05/02/2022	88517234	LOWES	-split-		71.38	X		741.83
05/05/2022	5810	Gas On	500000 · Operating Ex...		80.01	X		821.84
05/05/2022	5918	Gas On	500000 · Operating Ex...		37.00	X		858.84
05/05/2022	80228	Tehachapi News	600000 · Nonoperating...	Notice Ordinan...	57.30	X		916.14
05/05/2022	80230	Tehachapi News	600000 · Nonoperating...	Notice Resoluti...	60.30	X		976.44
05/12/2022		Microsoft	500000 · Operating Ex...	Office 365	8.25	X		984.69
05/12/2022	74426325	L D Products	-split-	Toner Cartridges	589.72			1,574.41
05/12/2022	74426336	L D Products	-split-	Toner Cartridges	412.81			1,987.22
05/13/2022		Intuit	660000 · Payroll Expe...	Payroll Charge	4.00	X		1,991.22
05/13/2022	3582	Staples	-split-		49.60	X		2,040.82
05/18/2022	1000008...	State Compensation I...	222000 · Accounts Pay...	Premium 05/01...	691.50	X		2,732.32
05/20/2022		U. S. Bank - Cal Card	222000 · Accounts Pay...				1,807.01	925.31
05/24/2022	64652-IN	Western Hardware C...	-split-		30.92			956.23
05/24/2022	5816	Gas On	500000 · Operating Ex...		103.50			1,059.73
05/24/2022	25742202	Jiffy Lube	500000 · Operating Ex...	1999 Chevy Oi...	91.45			1,151.18
05/27/2022	7806	Gas On	500000 · Operating Ex...		96.05			1,247.23



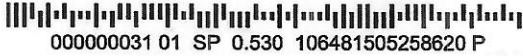
P.O. BOX 6343
FARGO ND 58125-6343



ACCOUNT NUMBER 4246 0445 5573 8586
STATEMENT DATE 05-20-2022
AMOUNT DUE \$1,807.01
NEW BALANCE \$1,807.01

17

PAYMENT DUE ON RECEIPT



000000031 01 SP 0.530 106481505258620 P

QUAIL VALLEY WATER DIST
ATTN RICHARD CANTRELL
24750 SAND CANYON ROAD
TEHACHAPI CA 93561-8115

AMOUNT ENCLOSED
\$

Please make check payable to "U.S. Bank"

U.S. BANK CORPORATE PAYMENT SYSTEMS
P.O. BOX 790428
ST. LOUIS, MO 63179-0428

4246044555738586 000180701 000180701

Please tear payment coupon at perforation.

CORPORATE ACCOUNT SUMMARY									
QUAIL VALLEY WATER D 4246 0445 5573 8586	Previous Balance	Purchases And Other + Charges	Cash Advances +	Cash Advance Fees +	Late Payment Charges	- Credits	- Payments	= New Balance	
Company Total	\$3,296.14	\$1,807.01	\$0.00	\$0.00	\$0.00	\$0.00	\$3,296.14	\$1,807.01	

CORPORATE ACCOUNT ACTIVITY					
QUAIL VALLEY WATER DIST 4246-0445-5573-8586					TOTAL CORPORATE ACTIVITY
					\$3,296.14 CR
Post Date	Tran Date	Reference Number	Transaction Description		Amount
04-29	04-29	7479826211900000000062	PAYMENT - QUAIL VALLEY WA00000 A		3,296.14 PY

NEW ACTIVITY					
RANDY HARDENBROOK 4246-0402-8026-4344		CREDITS	PURCHASES	CASH ADV	TOTAL ACTIVITY
		\$0.00	\$709.88	\$0.00	\$709.88
Post Date	Tran Date	Reference Number	Transaction Description		Amount
04-21	04-20	24692162110100797321680	MCAFFEE *WWW.MCAFFEE.COM 866-622-3911 TX		129.99
04-22	04-20	24207852111167800639328	KERN RIVER PROPANE 760-3796259 CA		249.74
04-28	04-27	24692162118100132401454	LESLIES POOL SPLY PALMDALE CA		41.70
05-02	04-30	24692162120100013180066	HNS*HUGHESNET.COM 866-347-3292 MD		115.22
05-03	05-02	24275392122900018210941	KERN DATA 888-8717205 CA		40.00

CUSTOMER SERVICE CALL 800-344-5696	ACCOUNT NUMBER 4246-0445-5573-8586		ACCOUNT SUMMARY	
		STATEMENT DATE 05/20/22	DISPUTED AMOUNT .00	PREVIOUS BALANCE
			PURCHASES & OTHER CHARGES	1,807.01
			CASH ADVANCES	.00
			CASH ADVANCE FEES	.00
			LATE PAYMENT CHARGES	.00
			CREDITS	.00
			PAYMENTS	3,296.14
SEND BILLING INQUIRIES TO: U.S. Bank National Association C/O U.S. Bancorp Purchasing Card Program P.O. Box 6335 Fargo, ND 58125-6335	AMOUNT DUE 1,807.01		ACCOUNT BALANCE	1,807.01



17

Company Name: QUAIL VALLEY WATER DIST
Corporate Account Number: 4246 0445 5573 8586
Statement Date: 05-20-2022

NEW ACTIVITY

Post Date	Tran Date	Reference Number	Transaction Description	Amount
05-03	05-02	24692162122100179967122	LOWES #00790* BAKERSFIELD CA	
05-13	05-12	24430992132400817187884	MSFT * E0500IR7QW MSBILL.INFO WA	71.38
05-16	05-13	24164072134105006035825	STAPLES 00100883 LANCASTER CA	8.25
05-16	05-13	24692162133100001592251	INTUIT *PAYROLLEE USAGE CL.INTUIT.COM CA	49.60
				4.00

DAWNETTE D BOATMAN 4246-0446-5902-6201	CREDITS \$0.00	PURCHASES \$845.40	CASH ADV \$0.00	TOTAL ACTIVITY \$845.40
--------------------------------------------------	--------------------------	------------------------------	---------------------------	-----------------------------------

Post Date	Tran Date	Reference Number	Transaction Description	Amount
04-27	04-26	24492162116000032883526	SP CHECKDEPOT HTTPSCHECKDEP TN	
05-06	05-05	24270742125900016118599	THE BAKERSFIELD TNI 800-9535353 CA	36.30
05-06	05-05	24270742125900016118615	THE BAKERSFIELD TNI 800-9535353 CA	57.30
05-19	05-18	24492152139027481036995	STATE COMP INS FUND 888-782-8338 CA	60.30
				691.50

ISAIAS D VILLAFANA 4246-0446-5902-6227	CREDITS \$0.00	PURCHASES \$251.73	CASH ADV \$0.00	TOTAL ACTIVITY \$251.73
--------------------------------------------------	--------------------------	------------------------------	---------------------------	-----------------------------------

Post Date	Tran Date	Reference Number	Transaction Description	Amount
04-29	04-28	24801972118207251700515	GAS ON TEHACHAPI CA	
05-02	04-28	24943012119010185007368	THE HOME DEPOT #6835 TEHACHAPI CA	109.00
05-06	05-05	24801972125207251900298	GAS ON TEHACHAPI CA	25.72
05-06	05-05	24801972125207251900488	GAS ON TEHACHAPI CA	80.01
				37.00

Department: 00000 Total: \$1,807.01
 Division: 00000 Total: \$1,807.01

Quail Valley Water District

6/24/2022 9:01 AM

Register: 131000 · Cash:131001 · Petty Cash

From 10/01/2021 through 06/24/2022

Sorted by: Date, Type, Number/Ref

Date	Number	Payee	Account	Memo	Payment C	Deposit	Balance
10/26/2021			-split-	Deposit		904.00	904.00
11/24/2021			-split-	Deposit		1,114.00	2,018.00
11/30/2021			130000 · Undeposited ...	Deposit		86.00	2,104.00
12/08/2021	10754		131000 · Cash:131003 ...			1,300.00	3,404.00
12/08/2021	3		110000 · Property, Pla...	1999 Chev Pur...	3,300.00		104.00
01/13/2022	1	Savemart	500000 · Operating Ex...	Retirement Cel...	19.99		84.01
01/13/2022	2	TKs Pizza	500000 · Operating Ex...	Retirement Cel...	31.09		52.92

18

Quail Valley Water District
Balance Sheet
 As of May 31, 2022

	May 31, 22
ASSETS	
Current Assets	
Checking/Savings	
Prop 84 Checking Account	186,254.47
Total Checking/Savings	186,254.47
Accounts Receivable	
Accounts Receivable	-20,001.39
Total Accounts Receivable	-20,001.39
Total Current Assets	166,253.08
TOTAL ASSETS	166,253.08
LIABILITIES & EQUITY	
Liabilities	
Current Liabilities	
Accounts Payable	
Accounts Payable	32,424.76
Total Accounts Payable	32,424.76
Credit Cards	
CoBank LOC	229,062.62
Total Credit Cards	229,062.62
Total Current Liabilities	261,487.38
Total Liabilities	261,487.38
Equity	
Opening Balance Equity	11,000.00
Retained Earnings	-63,777.09
Net Income	-42,457.21
Total Equity	-95,234.30
TOTAL LIABILITIES & EQUITY	166,253.08

9:35 AM

06/23/22

**Quail Valley Water District
Statement of Cash Flows
April through May 2022**

19

	<u>Apr - May 22</u>
OPERATING ACTIVITIES	
Net Income	-1,089.86
Adjustments to reconcile Net Income to net cash provided by operations:	
Accounts Receivable	94,838.00
Accounts Payable	104.35
Net cash provided by Operating Activities	<u>93,852.49</u>
Net cash increase for period	93,852.49
Cash at beginning of period	92,401.98
Cash at end of period	<u><u>186,254.47</u></u>

9:35 AM

06/23/22

**Quail Valley Water District
Statement of Cash Flows
July 2021 through May 2022**

20

	<u>Jul '21 - May 22</u>
OPERATING ACTIVITIES	
Net Income	-42,457.21
Adjustments to reconcile Net Income to net cash provided by operations:	
Accounts Receivable	45,008.69
Accounts Payable	-5,174.61
Net cash provided by Operating Activities	<u>-2,623.13</u>
FINANCING ACTIVITIES	
Opening Balance Equity	10,000.00
Net cash provided by Financing Activities	<u>10,000.00</u>
Net cash increase for period	7,376.87
Cash at beginning of period	178,877.60
Cash at end of period	<u><u>186,254.47</u></u>

9:33 AM
06/23/22
Accrual Basis

Quail Valley Water District
Profit & Loss
April through May 2022

~~ZD~~
21

	<u>Apr - May 22</u>
Ordinary Income/Expense	
Expense	
Non Reimbursable Expense	
Bank Charges	30.00
Interest	1,059.86
Total Non Reimbursable Expense	<u>1,089.86</u>
Total Expense	<u>1,089.86</u>
Net Ordinary Income	<u>-1,089.86</u>
Net Income	<u><u>-1,089.86</u></u>

9:34 AM
06/23/22
Accrual Basis

Quail Valley Water District
Profit & Loss
July 2021 through May 2022

~~ZD~~

	<u>Jul '21 - May 22</u>
Ordinary Income/Expense	
Expense	
Non Reimbursable Expense	
Bank Charges	165.00
Interest	4,780.16
Total Non Reimbursable Expense	<u>4,945.16</u>
Prop 84 Ineligible Expense	1.25
Total Budget	
1-Construction of Facilities	26,430.80
2-Construction Management, Insp	1,080.00
Total Total Budget	<u>27,510.80</u>
Total Expense	<u>32,457.21</u>
Net Ordinary Income	<u>-32,457.21</u>
Other Income/Expense	
Other Expense	
Ask My Accountant	<u>10,000.00</u>
Total Other Expense	<u>10,000.00</u>
Net Other Income	<u>-10,000.00</u>
Net Income	<u><u>-42,457.21</u></u>

Quail Valley Water District

23

6/23/2022 9:37 AM

Register: Prop 84 Checking Account
 From 04/01/2022 through 06/20/2022
 Sorted by: Date, Type, Number/Ref

Date	Number	Payee	Account	Memo	Payment	C	Deposit	Balance
04/02/2022			Non Reimbursable Ex...	Service Charge	15.00	X		92,386.98
04/12/2022	SN8L9-9...	CoBank	Accounts Payable	Interest 03/01/...	468.94	X		91,918.04
05/02/2022			Non Reimbursable Ex...	Service Charge	15.00	X		91,903.04
05/10/2022	SR6YLT...	CoBank	Accounts Payable	Interest 04/01/...	486.57	X		91,416.47
05/12/2022			Undeposited Funds	Deposit		X	94,838.00	186,254.47
06/14/2022	SVRPV...	CoBank	Accounts Payable	Interest 05/01/...	573.29			185,681.18

12:03 PM
 06/16/22

24

Quail Valley Water District
Reconciliation Summary
 Prop 84 Checking Account, Period Ending 05/31/2022

	May 31, 22
Beginning Balance	92,330.16
Cleared Transactions	
Checks and Payments - 2 items	-501.57
Deposits and Credits - 1 item	94,838.00
Total Cleared Transactions	94,336.43
Cleared Balance	186,666.59
Register Balance as of 05/31/2022	186,666.59
New Transactions	
Checks and Payments - 1 item	-573.29
Total New Transactions	-573.29
Ending Balance	186,093.30



**STATEMENT
OF ACCOUNTS**

Page 1 of 1
Statement Number: 2740027029
04/30/22 - 05/31/22

25

UNION BANK
STOCKDALE VILLAGE 0441
P.O. BOX 60368
PHOENIX AZ 85082-0368

Telephone Banking
For 24-hour Automated Direct Service
800-238-4486
800-826-7345(TDD)
Representatives are available
Monday through Saturday

To open additional accounts,
or apply for loans, call your
banking office at 661-322-5035

You may also access your account online
at unionbank.com

Thank you for banking with us
since 2014

**QUAIL VALLEY WATER DISTRICT
PROP 84
24750 SAND CANYON RD
TEHACHAPI CA 93561-8115**

Business Essentials Checking Summary

Account Number: 2740027029

Days in statement period: 32

Balance on 4/30	\$		92,330.16
Additions			94,838.00
Subtractions			-501.57
		Payments	-486.57
		Other Withdrawals	-15.00
Balance on 5/31	\$		186,666.59
Statement Average Balance		Ledger	139,507.48

The Monthly Service Charge on your account has been waived
this statement period.

Additions

Date	Description/Location	Reference	Amount
5/16	OFFICE DEPOSIT	75032217	\$ 94,838.00

Payments online and electronic banking

Date	Description/Location	Reference	Amount
5/17	COBANK ONLINE PMT WEB UN1330586897POS	56175142	\$ 486.57

Other Withdrawals including fees and adjustments

Date	Description/Location	Reference	Amount
5/3	WIRE TRANSFER MONTHLY FEE/WEB (WTM)	90251838	\$ 15.00

Quail Valley Water District

26
6/23/2022 9:37 AM

Register: CoBank LOC

From 04/01/2022 through 06/20/2022

Sorted by: Date, Type, Number/Ref

Date	Ref.	Payee	Account	Memo	Charge C	Payment	Balance
04/29/2022		CoBank	Non Reimbursable Ex...	Interest 4/1/22-...	486.57 X		229,549.19
04/29/2022		CoBank	Accounts Payable		X	486.57	229,062.62
05/31/2022		CoBank	Non Reimbursable Ex...	Interest 5/1/22-...	573.29 X		229,635.91
05/31/2022		CoBank	Accounts Payable			573.29	229,062.62

12:07 PM

06/17/22

27
Quail Valley Water District
Reconciliation Summary
CoBank LOC, Period Ending 05/31/2022

	May 31, 22
Beginning Balance	229,549.19
Cleared Transactions	
Charges and Cash Advances - 1 item	-573.29
Payments and Credits - 1 item	486.57
Total Cleared Transactions	-86.72
Cleared Balance	229,635.91
Uncleared Transactions	
Payments and Credits - 1 item	573.29
Total Uncleared Transactions	573.29
Register Balance as of 05/31/2022	229,062.62
Ending Balance	229,062.62



28

6340 S. Fiddlers Green Circle
Greenwood Village, CO 80111

Customer Billing Statement

Customer Number 00103319
Statement Date 05/31/2022
Payment Due Date 06/21/2022
Page 1 of 3

00000526 TCBL29851 01 001000
QUAIL VALLEY WATER DISTRICT
24750 SAND CANYON ROAD
TEHACHAPI, CA 93561

6/14/22 Pd/Rec. 6/21/22
Conf. # SVRPV-DC2ND

Customer Service Information

- Customer Service
(800) 255-6190
- CoBank National Office
6340 S. Fiddlers Green Circle
Greenwood Village, CO 80111
- Visit Us Online
www.cobank.com

IMPORTANT INFORMATION

PLEASE NOTE NEW LOCKBOX REMITTANCE ADDRESS

BILLING SUMMARY

Agreement	Facility Fee/Loan Number	Fee/Balance Description	Amounts in USD	
			Balance Due	Total Amount Due
S01-B	01 002989625	INTEREST OWING	573.29	
S01-B	01 002989625	LOAN AMOUNT DUE		
Grand Total Due:				573.29

Balances Due Summary

Total Principal	Total Interest	Total Fees	Total Other	Grand Total Due
0.00	573.29	0.00	0.00	\$573.29

229062.62
573.29

229635.91

Please wire transfer your payment to CoBank:

ABA Number: 307088754
Account Number: 00103319

Or return with your check payable to:



PO BOX 209422
DALLAS, TX 75320-9422

Customer Number 00103319
Statement Date 05/31/2022
Payment Due Date 06/21/2022
Grand Total Due (USD) 573.29

Amount Enclosed: _____

00000526-0001051-0001-0003-TCBL2985106-01-L



6340 S. Fiddlers Green Circle
Greenwood Village, CO 80111

Customer Billing Statement

Customer Number 00103319
Statement Date 05/31/2022
Payment Due Date 06/21/2022
Page 3 of 3

28

FACILITY STATEMENT OF ACTIVITY

No activity for Facility Fees billed during this period

LOAN STATEMENT OF ACTIVITY

AGREEMENT S01-B FACILITY 01 0000290791 LOAN 01 002989625 Currency: USD

Accrual INT01 LOAN INTEREST From 05/01/2022 To 06/01/2022

From	To	No. of Days	Accruing Balance	Accruing Rate	Amount Accrued
05/01/2022	05/02/2022	1	229,062.62	2.700000	17.18
05/02/2022	05/09/2022	7	229,062.62	2.810000	125.15
05/09/2022	05/16/2022	7	229,062.62	2.850000	126.94
05/16/2022	05/17/2022	1	229,062.62	2.940000	18.71
05/17/2022	05/23/2022	6	229,062.62	2.940000	112.24
05/23/2022	05/31/2022	8	229,062.62	3.010000	153.22
05/31/2022	06/01/2022	1	229,062.62	3.120000	19.85

Transaction Activity Since Last Statement

Date	Transaction Description	Transaction Value
05/17/2022	INTEREST PAYMENT	486.57



6340 S. Fiddlers Green Circle
Greenwood Village, CO 80111

Customer Billing Statement

Customer Number 00103319
Statement Date 05/31/2022
Payment Due Date 06/21/2022
Page 2 of 3

LOAN BILLING DETAIL

Amounts in USD

AGREEMENT S01-B FACILITY 01 0000290791 LOAN 01 002989625

Loan Information

Effective Date	08/11/2016
Maturity Date	10/31/2022
Interest Rate Maturity Date	
Currency	USD
Principal Balance	229,062.62

Balances Due

Balance	Description	From	To	Current Due	Past Due	Total Due
INT	INTEREST OWING	05/01/2022	06/01/2022	573.29	0.00	573.29

randy@qvwd.org

From: Dan Raytis <dan@bbr.law>
Sent: Tuesday, June 21, 2022 09:50
To: randy@qvwd.org
Cc: Izzy
Subject: RE: Pro Hac Vice Application

I don't ascribe any thought or strategy to their decisions. Looks to be borne from laziness. Hopefully we can piggyback off the title company's motion to dismiss, keeping in mind that I am trying keep costs down as much as possible in disposing of this case. Dan

From: randy@qvwd.org <randy@qvwd.org>
Sent: Tuesday, June 21, 2022 9:28 AM
To: Dan Raytis <dan@bbr.law>
Cc: Izzy <izzy@qvwd.org>
Subject: RE: Pro Hac Vice Application

Thanks Dan, much appreciated. I agree we need more specificity regarding what properties we are discussing. "27" and "36" could also be section numbers in which Hillcrest has large holdings. I believe Hillcrest owns all lots in section 36 and the 2 Spring Creek wells are on Parcel 2 in Section 36. I also believe Section 27 was divided into quarter sections and hillcrest owns one or more of those quarter sections. I don't know if they are purposely being vague to see what we may agree to or if the action against the title company was a smoke screen for the same purpose. Hopefully we will get more clarity as it plays out.

Randy Hardenbrook
General Manager
Quail Valley Water District
24750 Sand Canyon Road
Tehachapi, CA 93561
Office: (661) 822-1923
Cell: (661) 332-1547
www.qvwd.org

From: Dan Raytis <dan@bbr.law>
Sent: Tuesday, June 21, 2022 09:09
To: randy@qvwd.org
Subject: RE: Pro Hac Vice Application

Randy,

We (finally) were able to get the pro hac vice on file and approved, which was unnecessarily slow due to issues in the court's clerk's office. On Friday we filed a stipulated request for an extension on the District's time to answer for 30 days after the order is signed (I have not received it back, yet).

I have communicated with plaintiff's counsel sporadically. I proposed something along the lines of a stipulated disclaimer under which we stipulate to the property that is subject to a disclaimer (in this case it would be Parcel 2 of Parcel Map 7600 – APN 224-370-10). His response was to ask whether the District claims any interest in parcels "27"

502

and "36". I told him that I need more specificity than that (since there are multiple title reports with different properties). He has not responded (I will ask again).

In the meantime, the title company has filed a motion to dismiss, claiming that all of the issues in the litigation against the title company either were (or should have been) litigated in the 2019 case that Hillcrest filed against the title company (which was dismissed with prejudice). I do not have a date for the hearing on that motion, but I would not be surprised if Hillcrest either doesn't respond or if the motion is granted. That would leave Hillcrest and the District as the only active parties.

The issue that remains is that the complaint is so poorly drafted that one cannot determine from the allegations which specific property is the subject of the complaint as against the District. You and I have assumed that it was parcel 2 (in which case things would be simple), but Hillcrest's counsel's response to my inquiry leads me to believe that they understand it to cover more than just parcel 2. At some point we need clarity in order to advise the District whether a disclaimer is appropriate.

Let me know if you have any questions.

Thanks,

Dan Raytis



Phone: 661-864-7826

Direct: 661-447-4226

Email: dan@bbr.law

5016 California Ave, Ste 3 | Bakersfield, CA 93309

This email and any attachments may contain information which is legally confidential and/or privileged. If you are not the intended recipient of this email, you are hereby notified that any copying, forwarding or distribution of the email is prohibited. If you have received this email in error, please notify the sender immediately, permanently delete the email from your computer, and destroy any printed copies. Thank you.

From: randy@qvwd.org <randy@qvwd.org>

Sent: Tuesday, June 21, 2022 8:53 AM

To: Dan Raytis <dan@bbr.law>

Subject: RE: Pro Hac Vice Application

*Good morning Dan,
Any update for our Board?*

Thanks

Randy Hardenbrook
General Manager
Quail Valley Water District
24750 Sand Canyon Road
Tehachapi, CA 93561
Office: (661) 822-1923
Cell: (661) 332-1547
www.qvwd.org

From: Dan Raytis <dan@bbr.law>
Sent: Tuesday, May 24, 2022 18:22
To: randy@qvwd.org
Subject: Re: Pro Hac Vice Application

5.2

Thanks. We will get it on file. I'm still trying to get Hillcrests counsel on the phone.

Sent from my iPhone

On May 24, 2022, at 6:16 PM, randy@qvwd.org wrote:

Randy Hardenbrook
General Manager
Quail Valley Water District
24750 Sand Canyon Road
Tehachapi, CA 93561
Office: (661) 822-1923
Cell: (661) 332-1547
www.qvwd.org

From: Dan Raytis <dan@bbr.law>
Sent: Tuesday, May 24, 2022 17:46
To: Randy Hardenbrook (randy@qvwd.org) <randy@qvwd.org>
Cc: Heather McCoy <heather@bbr.law>
Subject: Pro Hac Vice Application

Randy,

Will you please sign the attached on page 5 and return the signed page to me?

Thanks,

Dan Raytis

Phone: 661-864-7826

Cell: 661-444-5770

Email: dan@bbr.law

5016 California Ave, Ste 3 | Bakersfield, CA 93309

This email and any attachments may contain information which is legally confidential and/or privileged. If you are not the intended recipient of this email, you are hereby notified that any copying, forwarding or distribution of the email is prohibited. If you have received this email in error, please notify the sender immediately, permanently delete the email from your computer, and destroy any printed copies. Thank you.



A STATE OF
CALIFORNIA
PUBLIC AGENCY

QUAIL VALLEY WATER DISTRICT

BOARD OF DIRECTORS

Mike Biglay
Jean Grodewald
Rita Leonard
Enrique Lopez
James Sweaney

5.3

BOARD MEMO

Re: Hackamore Well Water Service Connection
Date: 6/24/22
By: Randy Hardenbrook
Subject: Request to restore service to 25804 Hackamore

Property at 25804 Hackamore was recently purchased at tax sale and new owner has requested water service. A water service connection from the Hackamore System was provided to the property in 1992. Connection fee was \$4,500.00 and was paid in full in December of 1996. Last known water service was December, 2001 and no indication of service since that time has been located making service abandoned as of December, 2006.

Under current District policy, an abandoned connection is subject to current capital improvement fees and assessment parity charges with credit for past fees paid. Reconnection is also subject to charges for upgrading water service connection to current standards. Unfortunately, older connection fees did not include a breakdown of what portion of fee was for service installation and what portion would be considered capital improvement fee. It could be argued that all prior charges were for installation and extension of mains and service as well as cost of well and other portions of distribution system with no fee being collected for capital improvement. Another argument would be that the fee in excess of the cost for the service installation should be considered to be a capital improvement fee since it would arguably be a contribution to the cost of constructing the system. With no records available to determine the actual distribution of costs at the time the service was installed, staff recommends that the original fee be apportioned between installation and capital improvement based on the percentage of the current apportionment of fees. The included spreadsheet provides the calculations to apportion the fees in this method along with the costs for this property.

199/3312

5.3

Original connection fee paid					
Connection Fee				\$4,500.00	
Capital Improvement Fee				\$1,184.21	26.32%
				\$3,315.79	73.68%

Current connection fee (Connection Fee + Capital Improvement Fee - \$9,500)					
Connection Fee				\$2,500.00	26.32%
Capital Improvement Fee				\$7,000.00	73.68%
Contribution for existing facilities charge (Front Feet X Diameter X \$4.00)	168	4	\$4.00	\$2,688.00	
Assessment Parity Charge \$200.00 per Acre in excess of 3 Acres.	4.24	3	\$200.00	\$248.00	

Current Capital Improvement Fee				\$7,000.00	
Current Assessment Parity Fee				\$248.00	
Total				\$7,248.00	

Previous Capital Improvement Fee Paid				\$3,315.79	
Previous Assessment Parity Fee Paid				\$0.00	
Total				\$3,315.79	

Total Due-Connection Fee				\$3,932.21	
--------------------------	--	--	--	------------	--

Install new meter and appurtenances:

Meter Pit				\$800.00	
Meter				\$100.00	
Regulator				\$100.00	
Tapping Saddle				\$100.00	
Corp Stop				\$100.00	
Misc				\$100.00	
Materials Total				\$1,300.00	

Labor					
32 Man/Hours X \$50.00/Hour				\$1,600.00	

Estimated Total				\$2,900.00	
-----------------	--	--	--	------------	--

Total Estimated Cost				\$6,832.21	
----------------------	--	--	--	------------	--

Report of General Manager

April 26, 2022 through June 23, 2022

- Continue developing abilities of Assistant GM to assume GM duties.
- Prepare for and attend April board meeting.
- Read water meters for April, prepare billing.
- Continue to operate new well periodically to maintain water quality.
- Collect water quality samples for April, May, deliver samples to Bakersfield.
- Continue Title 22 sampling and provide results to WaterBoards for permitting of new well.
- Install transducers and cabling from air-bubbler well gauging system and terminate to WTP PLC. Mike programmed PLC to record well levels.
- Complete Government Employee Compensation Report and submit to SCO.
- Complete and submit Electronic Annual Report to WaterBoards.
- Complete 2021 Consumer Confidence Report, distribute report to customers, post at Office and post on website.
- Attend Drought Preparedness Seminar.
- Respond to report of water main break on Quail Estates Lane. Leak disrupted service to 7 customers. Repair major leak, restore service, issue Boil Water Notices, collect bacteriological samples and deliver to lab. Notify WaterBoards of leak, BWN. Provide lab results to WaterBoards, received BWN cancellation from WaterBoards, distribute notices to affected customers.
- Install new water service to A/8074.
- Discuss with County Counsel District operations and various fees and charges in response to allegations of County resident of excessive charges to a County Supervisor.
- Discuss restoration of water service to 25804 Hackamore with new property owner. Advised property owner of possible costs and issues with system serving that property. Also advised reconnection subject to Board approval and that it would be placed on next agenda.
- Blue Locker performed warranty inspections of all three water reservoirs for Paso Robles Tank. Assist with inspections.
- Complete Small Water System Operations course, submit contact hours to WaterBoards for Distribution renewal.
- Respond to system-wide power outage from electrical storm, assess damage and operate system.
- Prepare reports for June Board meeting.

Issues and Concerns:

- Still working with WaterBoards to permit new well.
- Need to develop operations manual for complete system operation and administration to ensure continuity in event of personnel changes.
- **Need to develop additional water source(s).**
- **Need to install treatment to Hackamore well to meet water quality standards.**

- Draft agreement for Pretoria well use.
- Continue training staff. Assist staff with completing water course and scheduling D2, T2 testing.
- Complete rate study.

Completed:

- Blue Locker inspected water tanks for Paso Robles Tank warranty inspection.

Upcoming:

- Install blow-off on Lalaponzi.
- Replace blow-off at 13029 Umtali.
- Complete site grading.
- Relocate existing Montclair tank to West Tank site and install tank.
- Install blow-off at east and west ends of Umtali to facilitate flushing Umtali line.
- Oversee well construction and re-hab. **(In Process)**
- Cleanup along Umtali (complete services, install valve boxes, backfill, etc.).
- Re-roof office building.
- Finish Building remodel.
- Replace door on garage.
- Install cross and valves at Umtali and Roper for service on Roper and Inyanga.
- Finish Insulating Country Canyon booster building **(Near Completion)**
- Repair storm damage at Pretoria and Hackamore wells.
- Install back-up generator at Office.
- Install arsenic treatment at Hackamore well.
- Install building to house well, filter system at Hackamore well.
- Replace Pretoria 2" main with 4" main.

SYSTEM STATUS

April 2022

- Montclair well remains the sole source for entire system.
- For the month of June to date (6/20/22), Montclair well is averaging 7.25 hours per day supplying an average of 13,651 gallons per day. Average pumping for May was 11,994 gallons per day.
- Montclair well continues to function normally with no issues. Pumping and static levels are dropping with the increased demand of summer. On March 30th, the static water level was 265 feet and pumping water level on March 6th was 277 feet. On June 20th, static water level was 270 feet and pumping water level continues to be at or below air line at 277 feet. Pump is in danger of breaking suction and pumping rate has fallen from about 32gpm to 28gpm.
- Annual production as of May 31st was 1,579,811 gallons, an increase of 101,172 gallons from the same period in 2021.
- A very large leak occurred on 5/26 on Quail Estates Lane resulting in a loss of approximately 24,000 gallons.
- No flushing has been performed in May or June.
- Monthly bacteriological sampling for May and June were completed in compliance with the combined system BSSP. All samples were negative for coliform and e. coli.
- Fe and Mn samples continue to indicate N/D levels post filtration.

Hackamore well was pumping at 8 gpm on June 1st.

Apr-22			2022 Yearly Totals		
Water Produced	302,272	100%	Water Produced	1,195,993	100%
Water Sold	244,817	81%	Water Sold	958,180	80%
Flushing	0	0%	Flushing	0	0%
Misc Use	0	0%	Misc Use	0	0%
Lost	57,455	19%	Lost	237,813	20%
Hackamore			Hackamore		
Water Produced	7,911	100%	Water Produced	18,646	100%
Water Sold	4,737	60%	Water Sold	12,498	67%
Flushing	0	0%	Flushing	0	0%
Lost	3,174	40%	Lost	6,148	33%
Tanganda			Tanganda		
Water Produced	0	100%	Water Produced	0	100%
Water Sold	0	#DIV/0!	Water Sold	0	#DIV/0!
Flushing	0	#DIV/0!	Flushing	0	#DIV/0!
Lost	0	#DIV/0!	Lost	0	#DIV/0!

May-22			2022 Yearly Totals		
Water Produced	383,818	100%	Water Produced	1,579,811	100%
Water Sold	327,222	85%	Water Sold	1,285,402	81%
Flushing	0	0%	Flushing	0	0%
Misc Use	24,000	6%	Misc Use	24,000	2%
Lost	32,596	8%	Lost	270,409	17%
Hackamore			Hackamore		
Water Produced	4,522	100%	Water Produced	23,168	100%
Water Sold	4,008	89%	Water Sold	16,501	71%
Flushing	0	0%	Flushing	0	0%
Lost	514	11%	Lost	6,667	29%
Tanganda			Tanganda		
Water Produced	0	100%	Water Produced	0	100%
Water Sold	0	#DIV/0!	Water Sold	0	#DIV/0!
Flushing	0	#DIV/0!	Flushing	0	#DIV/0!
Lost	0	#DIV/0!	Lost	0	#DIV/0!

